


Atlas Copco

Industrial aluminium piston compressors



LT 2, LT 3, LT 5, LT 7, LT 10, LT 15, LT 20

Parts list



Atlas Copco

Industrial aluminium piston compressors

LT 2, LT 3, LT 5, LT 7, LT 10, LT 15, LT 20

From following serial No. onwards :
ITR 0485 887

Parts list

- Copyright, Atlas Copco Airpower n.v., Antwerp, Belgium.
Any unauthorized use or copying of the contents or any part thereof is prohibited.
This applies in particular to trademarks, model denominations, part numbers and drawings.
- **Use only authorized parts.** Any damage or malfunction caused by the use of unauthorized parts is not covered by Warranty or Product Liability.

2011 - 07

No. 2930 7107 30


www.atlascopco.com

The Atlas Copco logo consists of the brand name "Atlas Copco" in a stylized, italicized serif font. It is positioned between two thick, solid black horizontal bars, one above and one below the text.

en - INSTRUCTIONS FOR USE

1 ORDERING PARTS

Always specify the part number, the name and quantity of the required items, as well as the type and serial number of the machine.

Pages marked with Service symbol -  contain parts of Service kit(s). For complete contents of the kit see chapter "1 - Service kits".

2 COLUMN INFORMATION

Ref. - Reference number: links a specific listed part to the drawing. Only parts with a reference number are shown in the drawing. Parts in the drawing without a reference number are simply there to illustrate the assembly.

Part number - Part number: if no part number is specified, the component is not available as a spare part. A line shown in bold is an assembly. A part of which the number is followed by a black dot is comprised in the bold printed assembly right above.

"<<< >>>" Directs to another list with the same title as the "Name".

When the part number of the specific parts is placed below the "Ref./Name" line a choice must be made upon the type/version of the machine.

Qty - Quantity: indicates the number of parts in connection with the corresponding reference number. „AR“ means „As required“: quantity or number to be determined.

Name - Part name: translations of the English names can be found in document "Glossary of part names".

Remarks - Extra information about the part.


A series of letters can indicate that a particular part has been certified by the specified authorized body, in accordance with the codes or rules of the list.

Measurements are given in millimeters.

bg - ИНСТРУКЦИИ ЗА ИЗПОЛЗВАНЕ

1 ЗАЯВЯВАНЕ НА РЕЗЕРВНИ ЧАСТИ

Винаги указвайте номера на частта, наименованието и необходимото количество от артикула, както и модела и серийния номер на машината.

Страниците, маркирани със символ за сервиз - , съдържат части от Сервизен комплект(и). За пълното съдържание на комплекта вж. глава "1 - Service kits" (1 - Сервизни комплекти).

2 ЗНАЧЕНИЕ НА КОЛОНИТЕ

Ref. - Цифрово обозначение: връзка с чертежа за определена част от спецификацията. На чертежа са показани само детайли с цифрово обозначение. Детайлите без цифрово обозначение в чертежа са показани само за прегледност на сглобената единица.

Part number - Номер на частта: ако не е указан такъв, детайлът не се предлага като резервна част. Удебелена линия означава сглобена единица. Част, чийто номер е последван от черна точка, се съдържа в сглобената единица, отпечатана точно отгоре с получер шрифт.

"<<< >>>" е указател към друга спецификация със същото наименование като "Name".

Когато номерът на частта на указания детайл е разположен под реда "Ref./Name", трябва да се направи избор съобразно модела/версията на машината.

Qty - Количество: указва броя детайли, свързани със съответното цифрово обозначение. "Заявка" означава "По заявка": количество или бройка за доуточняване.

Name - Наименование на частта: преводите на английските наименования могат да бъдат намерени в документа "Речник на наименованията на частите".

Remarks - Допълнителна информация за частта.


Поредица от букви може да указва, че определен детайл е сертифициран от посочения упълномощен орган за съответствие с параметрите или правилата в спецификацията.

Всички стойности са дадени в милиметри.

br - INSTRUÇÕES DE USO

1 ENCOMENDANDO PEÇAS

Sempre especifique o número da peça, o nome e a quantidade dos itens necessários, assim como o tipo e o número de série da máquina.

Páginas marcadas com o símbolo Serviço -  contém peças do(s) Kit(s) de serviço. Para conhecer o conteúdo completo do kit, consulte o capítulo "1 - Service kits" (1 - Kits de serviço).

2 INFORMAÇÕES SOBRE AS COLUNAS

Ref. - Número de referência: indica onde está uma peça específica listada no desenho. Somente peças com número de referência são mostradas no desenho. As peças no desenho que não têm um número de referência destinam-se simplesmente a ilustrar o conjunto.

Part number - Número da peça: se nenhum número de peça estiver especificado, o componente não está disponível como peça sobressalente. Uma linha mostrada em negrito é um conjunto. Uma peça cujo número seja seguido por um ponto preto faz parte do conjunto impresso em negrito imediatamente acima dela.

O símbolo "<<< >>>" direciona para outra lista com o mesmo título, como "Name" (Nome).

Quando o número de peça específico é colocado abaixo da linha "Ref./Name" (Ref. / Nome), é preciso escolher o tipo/versão da máquina.

Qty - Quantidade: indica o número de peças e os números de referência correspondentes. "AR" significa "As required" (Conforme solicitado): a quantidade ou o número a ser determinado.

Name - Nome da peça: as traduções dos nomes em inglês podem ser encontradas no documento "Glossary of part names" (Glossário de nomes de peças).

Remarks - Observações - Informações extras sobre a peça.


Uma série de letras pode indicar que uma determinada peça é certificada pelo órgão autorizado específico, de acordo com os códigos ou as regras da lista.

As medidas são fornecidas em milímetros.

cs - NÁVOD K POUŽITÍ

1 OBJEDNÁNÍ DÍLŮ

Vždy uveďte přesné číslo dílu, název a množství požadovaných položek, a také typ a sériové číslo stroje.

Stránky označené symbolem servisu -  obsahují součásti servisní sady (servisních sad). Kompletní obsah sady naleznete v kapitole "1 - Service kits" (1, Servisní sady).

2 INFORMACE VE SLOUPCÍCH

Ref. - Referenční číslo: odkazuje díl uvedený v seznamu k místu ve výkresu. Ve výkresu jsou uvedeny pouze díly s referenčním číslem. Díly bez referenčního čísla, které jsou ve výkresu uvedeny, slouží pouze jako ilustrace.

Part number - Číslo dílu: pokud není uvedeno číslo dílu, component se jako náhradní díl nedodává. Řádek tučně je sestava. Díl, jehož číslo je následováno černou tečkou, je součástí sestavy, jejíž název je vtištěn tučně výše.

"<<< >>>" vede na další seznam se stejným názvem, jaký je uveden v poli „Name“ (Název dílu).

Pokud je pod řádkem „Ref./Name“ umístěno číslo dílu konkrétního dílu, musí být proveden výběr typu/verze stroje.

Qty - Množství: uvádí počet dílů spojených s příslušným referenčním číslem. „AR“ znamená „As required“ (podle požadavků): množství nebo číslo, které má být určeno.

Name - Název dílu: překlad anglického názvu lze najít v dokumentu „Rejstřík názvů dílů“.

Remarks - Doplnkové informace k dílu.


Série písmen může označovat, že určitý díl byl certifikován autorizovanou osobou v souladu s kódy a pravidly seznamu.

Rozměry jsou uvedeny v milimetrech.

da - ANVENDELSESINSTRUKTIONER

1 BESTILLING AF RESERVEDELE

Angiv altid reservedelsnummer, navn og antal for de dele, du ønsker, samt maskinens typebetegnelse og serienummer.

Sider markeret med servicesymbolet -  indeholder dele af service-kittet(ene). For et samlet overblik over kittets indhold, se kapitel "1 - Service kits"(1 - Service kits).

2 FORKLARING TIL SPALTER

Ref. - Referencenummer: knytter en specifik del på listen til tegningen. På tegningen vises kun reservedele, som har et referencenummer. Reservedele på tegningen, som ikke har et referencenummer, er medtaget for illustrationens skyld.

Part number. - Reservedelsnummer: hvis der ikke er angivet noget reservedelsnummer, fås den pågældende komponent ikke som reservedel. En linje, som vises med fed skrift, er en samling af dele. En reservedel, hvor nummeret er efterfulgt af en sort prik, er en af de dele, der indgår i samlingen af dele, som vises med fed skrift ovenover.

"<<< >>>" henviser til en anden liste med samme titel som "Name".

Når den specifikke reservedelsnummer placeres under linjen "Ref./Name", skal du vælge type/version for maskinen.

Qty - Antal: angiver antallet af reservedele, der indgår i det tilsvarende referencenummer. "AR" betyder "As required" (som krævet): mængde eller antal skal bestemmes.

Name - Reservedelsnavn: oversættelse af de engelske navne kan findes i dokumentet "Liste over reservedelsnavne".

Remarks - Ekstra information om reservedelen.


En bogstavrække kan angive, at en bestemt reservedel er blevet certificeret af det pågældende godkendende organ, i henhold til standarderne på listen.

Alle mål er angivet i millimeter.

de - BEDIENUNGSANWEISUNG

1 BESTELLEN VON TEILEN

Immer Teilenummer, Bezeichnung und Anzahl der erforderlichen Teile sowie Typ und Seriennummer der Maschine angeben.

Seiten mit dem Servicesymbol -  enthalten Teile von Service-Kit(s). Informationen zum vollständigen Inhalt des Kits finden Sie im Kapitel „1 - Service kits“ (1 - Service-Kits).

2 ERLÄUTERUNG DER SPALTEN

Ref. - Referenznummer: Querverweis zwischen einem aufgeführten Teil und der Zeichnung. In der Zeichnung sind nur Teile mit einer Referenznummer abgebildet. Abgebildete Teile ohne Referenznummer dienen lediglich der Darstellung der Baugruppe.

Part number - Teilenummer: Falls keine Teilenummer angegeben ist, ist das Bauteil nicht als Ersatzteil lieferbar. Baugruppen sind fett hervorgehoben. Wenn sich hinter einer Teilenummer ein schwarzer Punkt befindet, gehört dieses Teil zur darüber stehenden Baugruppe.

"<<< >>>" bedeutet, daß Sie eine andere Liste nachschlagen müssen.

Steht die Teilnummer unter der Ref./Name Zeile, so muß eine Wahl gemacht werden je nach Typ/Ausführung der Maschine.

Qty - Anzahl: Gib die Anzahl der Teile in Bezug auf die entsprechende Referenznummer an. „AR“ steht für „As required“ (nach Bedarf), die gewünschte Anzahl muss angegeben werden.

Name - Teilebezeichnung: Eine Übersetzung der englischen Bezeichnungen finden Sie im Dokument "Glossary of part names" (Glossar Teilebezeichnungen).

Remarks - Zusätzliche Information zu dem Teil.


Eine Buchstabenfolge weist darauf hin, dass ein bestimmtes Teil durch die angegebene zuständige Stelle gemäß den aufgeführten Normen und Richtlinien zertifiziert wurde.

Abmessungen sind in Millimetern angegeben.

el - ΟΔΗΓΙΕΣ ΧΡΗΣΗΣ

1 ΠΑΡΑΓΓΕΛΙΑ ΑΝΤΑΛΛΑΚΤΙΚΩΝ

Να προσδιορίζετε πάντοτε τον κωδικό είδους, την περιγραφή και την ποσότητα των αιτούμενων ειδών καθώς, επίσης, και τον τύπο και τον αριθμό σειράς του μηχανήματος.

Οι σελίδες που επισημειώνονται με το σύμβολο Σέρβις-  περιέχουν μέρη από Πακέτα ανταλλακτικών συντήρησης. Για το πλήρες περιεχόμενο του πακέτου, ανατρέξτε στο κεφάλαιο "1 - Service kits" (1 - Πακέτα ανταλλακτικών συντήρησης).

2 ΠΛΗΡΟΦΟΡΙΕΣ ΓΙΑ ΤΗ ΣΥΜΠΛΗΡΩΣΗ ΤΩΝ ΣΤΗΛΩΝ

Ref. - Κωδικός αναφοράς: συνδέει ένα συγκεκριμένο λειτουργικό εξάρτημα του καταλόγου με το σχέδιο. Στο σχέδιο εμφανίζονται μόνο εξαρτήματα που διαθέτουν κωδικό αναφοράς. Τα εξαρτήματα του σχεδίου που δε διαθέτουν κωδικό αναφοράς απλά εμφανίζονται για την πληρέστερη περιγραφή του συγκροτήματος.

Part number - Κωδικός είδους: εάν δεν προσδιορίζεται κωδικός είδους, το εξάρτημα δεν είναι διαθέσιμο ως ανταλλακτικό. Γραμμές που εμφανίζονται με έντονη γραφή αντιστοιχούν σε συγκροτήματα. Ένα εξάρτημα του οποίου ο κωδικός ακολουθείται από μαύρη τελεία περιλαμβάνεται στο αμέσως παραπάνω συγκρότημα που εμφανίζεται με έντονη γραφή.

Το "<<< >>>" αποτελεί αναφορά σε άλλο κατάλογο με τον τίτλο που αναγράφεται στην ένδειξη "Name".

Όταν ο κωδικός είδους του προσδιοριζόμενου εξαρτήματος βρίσκεται κάτω από τη γραμμή "Ref./Name", θα πρέπει να γίνει επιλογή του τύπου/έκδοσης του μηχανήματος.

Qty - Ποσότητα: υποδεικνύει το πλήθος των εξαρτημάτων που ζητούνται από τον αντίστοιχο κωδικό αναφοράς. "AR" σημαίνει "As required" (Σύμφωνα με τις απαιτήσεις): ποσότητα ή πλήθος προς προσδιορισμό.

Name - Περιγραφή είδους: μεταφράσεις των αγγλικών ονομασιών περιέχονται στο έντυπο "Γλωσσάριο εξαρτημάτων".

Remarks - Πρόσθετες πληροφορίες σχετικά με ένα ανταλλακτικό.


Η ύπαρξη μιας σειράς γραμμάτων υποδεικνύει ότι ένα συγκεκριμένο ανταλλακτικό διαθέτει έγκριση από τον αναφερόμενο εξουσιοδοτημένο φορέα, σύμφωνα με τους κώδικες ή τους κανονισμούς του καταλόγου.

Οι διαστάσεις αναφέρονται σε χιλιοστάμετρα.

es - INSTRUCCIONES DE USO

1 PEDIDO DE PIEZAS

Especifique siempre la designación, el nombre y la cantidad de las piezas deseadas, así como el tipo y el número de serie de la máquina.

Las páginas marcadas con el símbolo de Servicio -  contienen piezas de kit(s) de servicio. Para el contenido completo del kit, vea el capítulo "1 - Service kits" (1 - Kits de servicio).

2 INFORMACIÓN DE LAS COLUMNAS

Ref. - Número de referencia: establece un vínculo entre una pieza específica de la lista y el dibujo. Sólo las piezas con número de referencia aparecen en el dibujo. Las piezas que aparecen sin número de referencia sólo se muestran en el dibujo para ilustrar el conjunto.

Part number - Designación: si no se indica ninguna designación, el componente no se encuentra disponible como pieza de repuesto. Los conjuntos aparecen con una línea en negrita. Las piezas con números seguidos por un punto negro, indican que forman parte del conjunto que aparece en negrita anteriormente.

"<<< >>>" dirige a otra lista con el mismo título que el "Name".

Cuando la designación de una pieza específica está situada debajo de la línea "Ref./Name" se debe elegir el tipo/version de la máquina.

Qty - Cantidad: indica la cantidad de piezas asociadas al número de referencia correspondiente. "AR" significa "As required" (según se requiera): debe determinarse la cantidad o el número.

Name - Nombre de la pieza: las traducciones de los nombres en inglés se encuentran en el documento "Glosario de nombres de piezas".

Remarks - Observaciones: información adicional sobre las piezas.


Una serie de letras puede indicar que una pieza específica ha sido certificada por la entidad autorizada indicada, conforme a los códigos o reglas especificados.

Las dimensiones se expresan en milímetros.

et - KASUTUSJUHISED

1 OSADE TELLIMINE

Määrake alati osa number, vajalike osade nimed ja kogused, samuti masina tüüp ja seerianumber.

Hooldussümboliga tähistatud leheküljed - “” sisaldavad hoolduskomplekti(-de) osi. Komplekti täieliku sisu jaoks vt peatükki “1 - Service kits” (1 - Hoolduskomplektid).

2 VEERUTEAVE

Ref. viitenumber seostab konkreetse nimistus oleva osa vastava joonisega. Joonisel on toodud ainult viitenumbriga osad. Joonisel olevad viitenumbriga osad on mõeldud ainult illustreerimiseks.

Part number: osa number. Kui osa number pole määratud, siis pole see komponent varuosana saadaval. Rasvane joon tähistab seadet. Osa, millele järgneb must punkt, koosneb paremal üleval rasvaselt trükitud koostisest.

„<<< >>>” viib teise loendini, millel on samasugune pealkiri kui „Nimi”.

Kui osa number või konkreetne osa on paigutatud „Viite”/„Nime” joone alla, tuleb valida seadme tüüp/version.

Qty: kogus näitab vastava viitenumbriga tähistatud osade arvu. „AR” tähendab „As required” (Vastavalt vajadusele): määratletakse kas kogus või number.

Name ehk osa nimi: ingliskeelsete nimede tõlked leiata dokumentidest „Osa nimede sõnastik”.

Remarks – osa kohta käiv lisateave.


Tähtede seeria võib näidata, et mingi osa on vastavalt nimekirja koodidele või reeglitele volitatud organist sertifitseeritud.

Mõõtmed on millimeetrites.

fi - KÄYTTÖOHJEET

1 OSIEN TILAAMINEN

Mainitse aina osan numero, haluttujen osien nimitykset ja määrät, sekä koneen malli ja valmistusnumero.

Huoltosymbolilla - “” merkityillä sivuilla on huoltotarvikesarjojen osia. Katso sarjan täydellinen sisältö luvusta “1 - Service kits” (1 - Huoltotarvikesarjat).

2 SARAKKEIDEN SELITYKSET

Ref. - Viitenumber: Viittaa osaan luettelossa ja piirustuksessa. Vain osat, joilla on viitenumber, näkyvät piirustuksessa. Ilman viitenumeroa piirustuksessa olevien osien tarkoituksena on vain selkeyttää kokonaisuutta.

Part number - Osanumber: Jos osanumeroa ei ole ilmoitettu, osaa ei ole saatavana varaosana. Lihavoituna näkyvä rivi on kokonaisuus. Osa, jonka numeroa seuraa musta piste, sisältyy lähinnä ylhäällä lihavoidulla painettuun tarvikesarjaan.

“<<< >>>” kehottaa katsomaan toista luetteloa, jonka “Name”-otsikko on sama.

Kun tietyn osan osanumber on “Ref.”/“Name”-viivan alapuolella, on valittava koneen tyyppi/version.

Qty - Määrä: Ilmoittaa viitenumeroon liittyvien osien määrän. “AR” tarkoittaa “As required” (tarpeen mukaan): irtotavaraa tai määrää on selvitettävä.

Name - Osanimi: englanninkielisten osanimien käännökset löytyvät painotuohteesta Osien nimien sanasto.

Remarks - Lisätieto osasta.


Kirjainyhdistelmä voi ilmoittaa, että mainittu valtuutettu elin on hyväksynyt osan luettelon koodien tai sääntöjen mukaisesti.

Mitat on annettu millimetreinä.

fr - INSTRUCTIONS D’UTILISATION

1 COMMANDE DE PIÈCES DÉTACHÉES

Précisez toujours le numéro de pièce, la désignation et la quantité de composants souhaitée, ainsi que le type et le numéro de série de la machine.

Les pages sur lesquelles figure le symbole d’entretien - “” traitent de pièces comprises dans un/des kit(s) d’entretien. Pour le contenu complet du kit, voir le chapitre “1 - Service kits” (1 - Kits d’entretien).

2 INFORMATIONS DISPONIBLES DANS LES COLONNES

Ref. - Numéro de référence: se réfère à une pièce particulière dans la liste et le schéma. Seules les pièces auxquelles un numéro de référence a été attribué sont représentées sur le schéma. Les pièces sans numéro de référence sur le schéma sont simplement destinées à compléter l’illustration.

Part number - Numéro de pièce détachée: si aucun numéro de pièce n’est spécifié, le composant n’est pas disponible en tant que pièce détachée. Une ligne qui apparaît en gras correspond à un ensemble. Une pièce dont le numéro est suivi d’un point noir est comprise dans l’ensemble apparaissant en gras juste au-dessus.

“<<< >>>” indique à consulter une autre liste.

Si le numéro de pièce d’une pièce spécifique est placé au-dessous de la ligne de référence/nom, il faut choisir le type/version de la machine.

Qty - Quantité: indique le nombre de pièces avec le numéro de référence correspondant. «AR» signifie «As required» (comme requis): il s’agit de la quantité ou du nombre à déterminer.

Name - Désignation de la pièce: la traduction des désignations anglaises est disponible dans le document “Glossary of part names” (Glossaire des désignations des pièces).

Remarks - Remarques: informations supplémentaires concernant la pièce.


Une série de lettres peut indiquer qu’une pièce spécifique a été certifiée par l’organisme autorisé mentionné, conformément aux codes et règlements de la liste.

Les dimensions sont indiquées en millimètres.

hu - HASZNÁLATI ÚTMUTATÓ

1 ALKATRÉSZRENDELÉS

Mindig adja meg a cikkszámot, a kért elemek nevét és mennyiségét, valamint a készülék típusát és gyári számát.

A Szerviz - “” szimbólummal jelölt oldalak a szervizkészlet(ek) egyes alkatrészeire vonatkoznak. A készlet teljes tartalmát lásd az “1 - Service kits” (1 - Szervizkészletek) fejezetben.

2 A TÁBLÁZAT OSZLOPAI

Ref. - Hivatkozási szám: a felsorolt alkatrészt a megfelelő ábrához társítja. A rajzon csak hivatkozási számmal ellátott alkatrészek láthatók. Az ábra hivatkozási szám nélküli részei csak az összeszerelés módját illusztrálják.

Part number - ha nincs megadva cikkszám, az adott alkatrészt nem kapható pótalkatrészként. A vastag vonal szerelvényt jelez. Ha a cikkszám után fekete pont áll, az alkatrész a jobbra fent vastaggal jelölt szerelvény része.

A „<<< >>>” jel átirányít egy másik listához, amely a „Name” elemmel azonos nevű.

Ha egy adott alkatrész cikkszámát a „Ref.”/„Name” oszlopba helyezik, ki kell választani a készülék típusát/verzióját.

Qty - Mennyiség: az adott hivatkozási számhoz kapcsolódó alkatrészek számát jelöli. Az „AR” jelentése „As required” (igény szerint): itt megadhatja a mennyiséget vagy a számot.

Name - Az alkatrész neve: az angol nyelvű elnevezések fordításai az „Alkatrészek listája” c. dokumentumban található.

Remarks - Az alkatrésszel kapcsolatos többletinformáció.


Egy betűsor jelzi azt, hogy az adott alkatrészt az illetékes hatóság a lista kódjainak vagy szabályainak megfelelő tanúsítvánnyal látta el.

A mérési eredmények milliméterben értendők.

it - ISTRUZIONI PER L'USO

1 ORDINE DI PARTI DI RICAMBIO

Indicare sempre il numero categorico, il nome e la quantità delle parti richieste, come pure il tipo e il numero di serie della macchina.

Le pagine contrassegnate dal simbolo di assistenza - “” descrivono componenti appartenenti ai kit di manutenzione. Per informazioni sul contenuto completo del kit, consultare il capitolo “1 - Service kits” (1 - Kit di manutenzione).

2 INFORMAZIONI SULLE COLONNE

Ref. - Numero di riferimento: indica un componente specifico elencato nel disegno. Nel disegno sono presenti solo i componenti con un numero di riferimento. I componenti senza numero di riferimento sono presenti al solo scopo di illustrare il gruppo.

Part number - Numero categorico: se non è specificato nessun numero categorico, il componente non è disponibile come parte di ricambio. Una riga in grassetto indica un assemblaggio. Una parte il cui numero è seguito da un punto nero è compresa nell'assemblaggio stampato in grassetto in alto a destra.

“<<<< >>>>” indica di consultare un altro elenco di parti di ricambio.

Quando il numero di catalogo di una parte specifica è messo sotto la linea del riferimento/denominazione si deve fare una scelta in base al tipo/versione della macchina.

Qty - Quantità: indica il numero di componenti relativo al numero di riferimento. „AR“ significa „As required“ (Come richiesto): devono essere determinati la quantità o il numero.

Name - Nome parte: le traduzioni dei nomi inglesi dei componenti possono essere reperite nel “Glossary of part names” (Glossario dei nomi parti).

Remarks - Ulteriori informazioni sul componente.


Una serie di lettere possono indicare la certificazione di un componente da parte di un ente autorizzato specificato, in conformità alle normative riportate nell'elenco.

Le misure sono espresse in millimetri.

ja - 使用方法

1 部品の注文

部品番号、注文するアイテムの名称および数量、機器のタイプおよびシリアル番号を必ず指定してください。

サービスマーク “” のついたページにはサービスキットの部品が記載されています。キットの内容物については、第1章「サービスキット」を参照してください。

2 各列の説明

Ref. - 参照番号: リストの部品が図のどこにあるかを示します。参照番号がある部品のみが図に示されています。参照番号がない部品はアセンブリを表現するため便宜上表記されています。

Part number - 部品番号: 部品番号が示されていない部品は、スペア部品としては提供されていません。太字の行はアセンブリを示します。番号の後に黒い点が付いている部品は、すぐ上にある太字のアセンブリを構成しています。

“<<<< >>>>” は、“Name” と同じタイトルの別のリストを示します。

“Ref.” または “Name” 行の下に、特定の部品の部品番号が記載されている場合は、機器のタイプ/バージョンに応じて部品を選択してください。

Qty - 数量: 参照番号に対応する部品の数量を示します。 „AR” は「必要に応じて」を意味し、必要に応じて数量または番号を指定します。

Name - 部品名: 英語に対応する各言語の名称は「Glossary of part names」(部品名称対応表)に記載されています。

Remarks - 部品に関する追加情報です。


一連の文字列は特定の部品が指定認定団体によって承認されていることを示し、リストのコードまたは規定に準拠しています。

測定値はミリメートル単位で示されています。

lt - NAUDOJIMO INSTRUKCIJA

1 DETALIŲ UŽSAKYMAS

Visada nurodykite detalės numerį, pavadinimą ir reikiamą kiekį bei įrenginio tipą ir serijos numerį.

Puslapiuose, pažymetuose techninio aptarnavimo simboliu - “”, yra aptarnavimo reikmenų rinkinio (-ių) dalių. Norėdami gauti informacijos apie visą rinkinio turinį, žr. skyrių “1 - Service kits” (1 - Aptarnavimo reikmenų rinkiniai).

2 INFORMACIJA STULPELYJE

Ref. - Nuorodos numeris: susieja sąrašė nurodytą detalę ir brėžinį. Brėžinyje pavaizduotos tik detalės, turinčios nuorodos numerį. Brėžinio detalės, neturinčios nuorodos numerio, tik iliustruoja komplektinį bloką.

Part number - detalės numeris: jeigu detalės numeris nenurodytas, komponento kaip atsarginės detalės įsigyti negalima. Eilutėje, kuri parodyta paryškintu šriftu, yra agregatas. Detalė, po kurios numerio eina juodas taškas, yra įmontuota paryškintu šriftu aukščiau išspausdintame agregate.

„<<<< >>>>“ nukreipia į kitą sąrašą, kurio pavadinimas toks pat, kaip „Name“ (detalės pavadinimas).

Kai specifinės detalės numeris yra nurodytas žemiau „Ref.“ (nuoroda) / „Name“ (detalės pavadinimas) eilutės, reikia apsispręsti dėl įrenginio tipo/versijos.

Qty - Kiekis: naudojamas su atitinkamu nuorodos numeriu ir nurodo detalių kiekį. “AR” reiškia „As required“ (prireikus): dar nežinomas kiekis ar skaičius.

Name - detalės pavadinimas: anglišų pavadinimų vertimus galima rasti dokumente “Įrangos dalių terminai”.

Remarks - Papildoma informacija apie detalę.

Raidžių derinys gali rodyti, kad konkrečiai detalei sertifikuotą išdavė įgaliota institucija pagal sąrašo nurodymus ir taisykles.

Matmenys pateikti milimetrais.

lv - INSTRUKCIJAS LIETOŠANAI

1. PASŪTĪŠANAS DETALĀS

Vienmēr norādiet nepieciešamās iekārtas detaļas numuru, nosaukumu un daudzumu, kā arī tipu un mašīnas seriālo numuru.

Lappuses, kas apzīmētas ar apkopes simbolu - "🔧", satur Apkopes komplekta(u) daļas. Pilnam komplekta satura pārskatam, skatiet nodaļu "1 - Service kits" (1 - Apkopes komplekti).

2. KOLONNAS INFORMĀCIJA

Ats. - Inventāra numurs: savieno atbilstošās saraksta daļas ar attēlu. Tikai detaļas ar inventāra numuru ir parādītas attēlā. Detaļas attēlā bez inventāra numura ir montāžai, vienkārši paskaidrotas attēlā.

Part number – detaļas numurs: ja nav norādīts detaļas numurs, komponents nav pieejams kā rezerves detaļa. Treknrakstā parādītā līnija ir montāža. Detaļa, aiz kuras numura seko melns punkts, ir ietverta tieši augšpusē treknrakstā drukātajā montāžā.

"<<< >>>" novirza uz citu sarakstu, kuram ir tāds pats nosaukums kā "Nosaukums".

Kad kādas noteiktas detaļas numurs ir novietots zem līnijas "Ats."/"Nosaukums" ir jāizvēlas iekārtas veids/versija.

Qty – daudzums: norāda detaļas daudzumu savienojumā ar attiecīgo inventāra numuru. "AR" nozīmē "As required" (pēc vajadzības): daudzums vai numurs, kuru jānosaka.

Name – detaļas nosaukums: angļu nosaukumu tulkojumus var atrast dokumentā "Detaļu nosaukumu vārdnīca".

Remarks – speciāla informācija par detaļu.

Burtu rindiņa, saskaņā ar saraksta noteikumiem un kodiem, var norādīt, ka šo detaļu ir sertificējusi autorizēta organizācija.

Izmēri ir norādīti milimetros.

nl - INSTRUCTIES VOOR HET GEBRUIK

1 BESTELLEN VAN ONDERDELEN

Vermeld altijd het onderdeelnummer, de benaming en de hoeveelheid van de gewenste onderdelen, alsmede het type en het serienummer van de machine.

Pagina's gemarkeerd met het servicesymbool - "🔧" bevatten onderdelen uit servicekits. Voor de complete inhoud van de kit, zie paragraaf "1 - Service kits" (1 - Servicekits).

2 KOLOM INFORMATIE

Ref. - Referentienummer: koppelt een specifiek onderdeel in de lijst aan de desbetreffende tekening. Alleen onderdelen met een referentienummer zijn in de tekening afgebeeld.

Onderdelen zonder referentienummer die op de tekening voorkomen, worden slechts getoond om het samenstel te illustreren.

Part number - Onderdeelnummer: indien geen onderdeelnummer is aangegeven, is de betreffende component niet als reserveonderdeel verkrijgbaar. Een regel in een vet lettertype is een samenstel. Een onderdeel waarvan het nummer gevolgd wordt door een zwart rondje, maakt deel uit van het vet afgedrukte samenstel direct erboven.

"<<< >>>" verwijst naar een andere lijst met dezelfde titel als de "Name" (benaming).

Als het onderdeelnummer van het desbetreffende onderdeel onder de regel "Ref."/"Name" (Ref./Benaming) staat vermeld, moet er een keuze met betrekking tot het machinetype en de machineversie worden gemaakt.

Qty - Aantal: geeft het aantal onderdelen aan in samenhang met het overeenkomstige referentienummer. "AR" betekent "As required" (benodigde hoeveelheid): de hoeveelheid of het aantal moet nader worden bepaald.

Name - Naam van het onderdeel: vertalingen van de Engelse benamingen zijn te vinden in het document "Glossary of part names" (Woordenlijst van onderdelen).

Remarks - Extra informatie over het onderdeel.

Een reeks letters kan aangeven dat een bepaald onderdeel gecertificeerd is door het opgegeven bevoegde orgaan, in overeenstemming met de codes of voorschriften in de lijst.

Afmetingen zijn in millimeters vermeld.

no - BRUKSANVISNING

1 BESTILLING AV DELER

Angi alltid delenummeret, navnet og antallet deler samt type- og serienummeret for maskinen.

Sidene som er merket med Service-symbolet - "🔧", omtaler deler av servicesettene. Du finner informasjon om hele innholdet i settet i kapittel "1 - Service kits" (1 - Servicesett).

2 FORKLARING TIL KOLONNENE

Ref. – Referansenummer: knytter en bestemt del i listen til tegningen. Deler uten referansenummer vises ikke på tegningen. Delene på tegningen som ikke har referansenummer, er tatt med for å illustrere monteringen.

Part number – Delenummer: Hvis det ikke er angitt noe delenummer, kan ikke delen bestilles som reservedel. En fet linje er en montering. En del som har et nummer som er et-terfulgt av en svart prikk, er omfattet i monteringen med fet skrift ovenfor.

"<<< >>>" henviser til en annen liste som heter det samme som "Navn".

Når delenummeret til en bestemt del plasseres under linjen "Ref."/"Name" må man velge hva slags type/versjon maskinen er.

Qty – Antall: angir hvor mange deler som er knyttet til referansenummeret. "AR" står for "As required" ("etter behov"): Antall eller nummer må spesifiseres.

Name – Delenavn: Oversettelsene av de engelske navnene finner du i dokumentet Ordliste med delnavn.

Remarks – Anmerkninger: tilleggsinformasjon om delene.

Bokstaver kan indikere at en bestemt del er sertifisert i henhold til det autoriserte organet som er angitt, i samsvar med kodene eller reglene for listen.

Mål er angitt i millimeter.

pl - INSTRUKCJA UŻYTKOWANIA

1 ZAMAWIANIE CZĘŚCI

Zawsze podawać numer części, nazwę i ilość potrzebnych elementów, a także typ i numer seryjny urządzenia.

Strony oznaczone symbolem - "🔧" zawierają części zestawów serwisowych. Pełną zawartość zestawów można znaleźć w rozdziale "1 - Service kits" (1 - Zestawy serwisowe).

2 OBJAŚNIENIA KOLUMN

Ref. - Numer referencyjny: łączy konkretną część z listy ze schematem. Na schemacie prezentowane są wyłącznie części posiadające numer referencyjny. Części na schemacie nie mające numeru referencyjnego umieszczono w celu zilustrowania montażu.

Part number - Numer części: jeśli nie podano numeru części, dany element nie jest dostępny jako część zapasowa. Tekst wytłuszczony oznacza zespół. Część, po numerze której występuje czarna kropka, wchodzi w skład wytłuszczonego zespołu wskazanego powyżej po prawej stronie.

„<<< >>>” służą do przechodzenia do innej listy o tym samym tytule, co w kolumnie „Name” (Nazwa).

Jeśli numer dla konkretnej części jest umieszczony poniżej wiersza „Ref.”/„Name”, należy wybrać typ/wersję maszyny.

Qty - Ilość: oznacza liczbę części w odniesieniu do odpowiadającego im numeru referencyjnego. „AR” oznacza „As required” (Wg zapotrzebowania): ilość zostanie uzgodniona.

Name - Nazwa części: tłumaczenie nazw angielskich można znaleźć w dokumencie „Glossary of part names” (Słownik części).

Remarks - Informacje dodatkowe o danej części.


Ciąg liter może informować, że dana część uzyskała certyfikat określonej, upoważnionej organizacji, zgodnie z kodami lub zasadami z listy.

Wymiary zostały podane w milimetrach.

pt - INSTRUÇÕES PARA UTILIZAÇÃO

1 ENCOMENDA DE PEÇAS

Especificar sempre a referência da peça, o nome e a quantidade de itens necessários, bem como o tipo e o número de série da máquina.

Páginas marcadas com o símbolo de assistência -  contêm peças de kits de assistência. Para ver todos os conteúdos do kit consultar o capítulo "1 - Service kits" (1 - Kits de assistência).

2 INFORMAÇÃO SOBRE AS COLUNAS

Ref. - Número de referência: estabelece a ligação entre uma peça específica listada e o desenho. No desenho, apenas são mostradas peças com um número de referência. As peças mostradas no desenho que não apresentem um número de referência servem apenas para ilustrar o conjunto.

Part number - Referência da peça: se não for indicada a referência da peça, o componente não está disponível como peça sobresselente. Uma linha em negrito representa um conjunto. Uma peça cujo número esteja seguido de um ponto preto está incluída no conjunto impresso em negrito, imediatamente acima.

"<<< >>>" conduz a outra lista com o mesmo título de "Name".

Quando a referência da peça específica se encontra por baixo da linha "Ref./"Name", é preciso escolher o tipo/versão da máquina.

Qty - Quantidade: indica o número de peças relacionadas com o número de referência correspondente. "AR" significa "As required" (consoante requerido): quantidade ou número a determinar.

Name - Nome da peça: é possível encontrar traduções dos nomes ingleses das peças no documento "Glossário de designações de peças".

Remarks - Informação extra sobre a peça.


Uma série de letras pode indicar que uma determinada peça foi certificada pela entidade autorizada referida, de acordo com os códigos ou as normas da lista.

As medidas são indicadas em milímetros.

ro - INSTRUCȚIUNI DE UTILIZARE

1 COMANDAREA PIESELOR

Specificați întotdeauna numărul de reper, numele și cantitatea articolelor necesare și tipul și numărul de serie ale mașinii.

Paginile marcate cu simbolul Service -  conțin componente din kituri de service. Pentru conținutul complet al acestui kit consultați capitolul "1 - Service kits" (1 - Kituri de service).

2 INFORMAȚIILE DIN COLOANE

Ref. - Numărul de referință: corelează piesa respectivă din listă cu desenul. În desen sunt prezentate numai piesele care au numere de referință. Piesele din desen care nu au niciun număr de referință se află acolo numai pentru a ilustra ansamblul.

Part number - Număr de reper: dacă nu este specificat niciun număr de reper, componenta nu este disponibilă ca piesă de schimb. O linie îngroșată reprezintă un ansamblu. Un reper al cărui număr este urmat de un punct negru este cuprins în ansamblul tipărit îngroșat de deasupra sa.

"<<< >>>" direcționează către o altă listă care are titlul identic cu "Nume".

Când numărul de reper al piesei respective este plasat sub linia "Referință"/"Nume", este obligatorie selectarea unui tip sau a unei versiuni a mașinii.

Qty - cantitate: indică numărul de piese corespunzătoare numărului de referință respectiv. "AR" înseamnă "Conform necesar": cantitate sau număr care urmează a fi determinat.

Name - Nume reper: traducerea numelor englezești pot fi găsite în documentul "Glosar de nume de repere".


Remarks - Informații suplimentare despre piese.

O serie de litere poate indica faptul că o anumită piesă a fost certificată de organismul de autorizare specificat, în conformitate cu regulile sau codurile listei.

Dimensiunile sunt date în milimetri.

ru - Правила пользования

1 ЗАКАЗ ДЕТАЛЕЙ

Всегда указывайте номер по каталогу, наименование и количество требуемых позиций, а также тип и серийный номер машины. Страницы, помеченные символом Service - , содержат информацию о сервисном(ых) наборе(ах). Полное содержание сервисного набора приведено в главе "1 - Service kits" (1 - Сервисные наборы).

2 ИНФОРМАЦИЯ О СТОЛБЦЕ

Ref. - Справочный номер: связывает деталь, указанную в списке, с чертежом. На чертеже показаны только детали, имеющие справочные номера. Детали на чертеже без справочных номеров показаны только для иллюстрации сборки.

Partnumber - Каталогный номер: если каталожный номер не указан, то данный компонент нельзя заказать как запчасть. Жирным шрифтом показаны сборочные единицы. Деталь, после номера которой следует черная точка, входит в состав сборочной единицы, набранной жирным шрифтом непосредственно над ней. Кавычки "<<< >>>" ссылаются на другой список того же наименования, что и "Name" (Наименование детали).

Если каталожный номер находится под линией "Ref./"Name", это означает, что необходимо сделать выбор в соответствии с типом/исполнением машины.

Qty - Количество: указывает количество деталей в соответствии с их справочным номером. "AR" означает "As required" (По требованию): количество или номер необходимо определить.


Name - Наименование детали: перевод английских наименований находится в "Glossary of Part Names" (Словаре наименований деталей).

Remarks - Примечания - дополнительная информация о детали. Ряд букв может означать, что конкретная деталь сертифицирована указанным уполномоченным лицом, в соответствии с кодами или правилами в перечне. Размеры даны в миллиметрах.

sk - NÁVOD NA POUŽITIE

1 OBJEDNÁVANIE SÚČASTÍ

Vždy zadajte číslo súčasti, názov a množstvo požadovaných položiek a takisto typ a výrobné číslo zariadenia.

Strany označené servisným symbolom -  obsahujú časti servisnej súpravy/servisných súprav. Úplný zoznam príslušnej súpravy nájdete v kapitole "1 - Service kits" (1 - Servisné súpravy).

2 INFORMÁCIE V STĹPCOCH

Ref. - Referenčné číslo: slúži na prepojenie konkrétnej uvedenej súčasti k príslušnému výkresu. Na výkrese sú zobrazené len súčasti s referenčným číslom. Súčasti bez referenčného čísla na výkrese slúžia len na ilustráciu montážnej skupiny.

Part number - Číslo súčasti: ak nie je určené žiadne číslo súčasti, daný komponent nie je k dispozícii ako náhradná súčiastka. Riadok uvedený tučným písmom predstavuje montážnu skupinu. Súčasť, za ktorej číslom nasleduje čierna bodka, je zahnutá vo vyššie uvedenej hrube vytlačenej zostave vpravo.

"<<< >>>" smeruje na ďalší zoznam s rovnakým názvom ako v položke „Name“.

Keď sa číslo určitej súčasti nachádza pod riadkom „Ref./"Name“, je potrebné vybrať typ/verziu zariadenia.

Qty - Množstvo: označuje počet súčastí vzhľadom na príslušné referenčné číslo. Skratka „AR“ znamená „As required“ (podľa potreby): množstvo alebo číslo bude stanovené.

Name - Názov súčastky: preklady anglických názvov môžete nájsť v dokumente „Register názvov súčastí“.

Remarks - Ďalšie informácie o danej súčasti.


Postupnosť písmen môže určovať, že určitá súčasť bola certifikovaná stanovenou oprávnenou inštitúciou podľa kódov alebo pravidiel v danom zozname.

Rozmery sú uvedené v milimetroch.

sl - NAVODILA ZA UPORABO

1 NAROČANJE DELOV

Vedno navedite številko dela, ime in količino zahtevanih predmetov ter tip in serijsko številko stroja.

Strani, označene s simbolom za servis , vsebujejo dele servisnih kompletov. Za celotno vsebino kompleta si oglejte poglavje "1 - Service kits"(1 - Servisni kompleti).

2 INFORMACIJE O STOLPCU

Ref. - Referenčna številka: povezuje določen navedeni del z risbo. Na risbi so prikazani samo deli z referenčno številko. Deli na risbi, ki nimajo referenčne številke, so namenjeni samo prikazu sklopa.

Part number - Številka dela: če številka dela ni navedena, komponenta ni na voljo kot rezervni del. Vrstica z odebeljenim tiskom predstavlja sklop. Del, katerega številki sledi črna pika, spada v sklop, natisnjen z odebeljenim tiskom neposredno nad njim.

"<<< >>>" vas usmeri na drug seznam z enakim nazivom kot "Name (Ime)".

Če je pod vrstico "Ref."/"Name" navedena številka dela za določeni del, mora izbira temeljiti na tipu/različici stroja.

Qty - Količina: določa število delov v povezavi z ustrežno referenčno številko. "AR" pomeni "As required" (kot je zahtevano): količina ali število za določitev.

Name - Ime dela: prevodi angleških imen se nahajajo v dokumentu "Pojmovnik z imeni delov".

Remarks - Dodatne informacije o delu.


Zaporedje črk lahko pomeni, da je bil določen del certificiran s strani navedenega pooblaščenega organa, v skladu z zakoni ali pravili seznama.

Mere so podane v milimetrih.

sv - INSTRUKTIONER FÖR ANVÄNDNING

1 BESTÄLLA DELAR

Ange alltid reservdelsnummer, namn och antal delar som önskas, samt typbeteckning och tillverkningsnummer på maskinen.

Sidor markerade med servicesymbolen -  - innehåller delar av servicesatser. Hela innehållet i satsen redovisas i kapitlet "1 - Service kits" (1 - Servicesatser).

2 SPALTINFORMATION

Ref. - Referensnummer: kopplar ihop en viss reservdel i förteckningen med ritningen. Endast reservdelar med referensnummer visas i ritningen. Reservdelar som saknar referensnummer i ritningen finns med för att illustrera själva monteringen.

Part number - Reservdelsnummer: om reservdelsnummer saknas finns komponenten inte som reservdel. Monteringsanvisningar visas med fet stil. En reservdel vars nummer följs av en svart punkt finns med i den fetstilta monteringsanvisningen direkt ovanför.

"<<< >>>" hänvisar till en annan lista med samma titel som "namnet".

När reservdelsnumret för den specifika delen är placerad nedanför "Ref."/"Namn"-raden måste ett val göras utifrån maskinens typ/version.

Qty - Antal: anger hur många delar som är kopplade till motsvarande referensnummer. "AR" betyder "As required" (som erfordras): antal eller nummer bestäms senare.

Name - Reservdelsbeteckningar: översättningar av de engelska beteckningarna återfinns i dokumentet "Glossary of part names" (Ordlista med reservdelsbeteckningar).

Remarks - Extrainformation om reservdelen.

En uppsättning bokstäver kan ange att en viss reservdel har certifierats av det befulldäktiga organet, enligt koderna eller reglerna i förteckningen.

Mått anges i millimeter.

tr - KULLANIM TALİMATLARI

1 PARÇA SİPARİŞİ

Gerekli öğelerin parça numaraları, ad ve miktarının yanı sıra makinenin tip ve seri numarasını da mutlaka belirtin.

Servis simgesi -  - taşıyan sayfalarda Servis kiti (kitleri) parçaları bulunmaktadır. Kitle ilgili tüm bilgilere ulaşmak için "1 - Service kits" (1 - Servis kitleri) bölümüne başvurun.

2 KOLON BİLGİLERİ

Ref. - Referans numarası: özel olarak listelenmiş bir parça için çizimden bağlantı sağlar. Sadece referans numarası olan parçalar çizimde gösterilir. Çizimde referans numarası bulunmayan parçalar sadece montaj işlemlerini göstermek için verilmiştir.

Part number - Parça numarası: parça numarası belirtilmemişse, bileşen yedek parça olarak bulunmamaktadır. Koyu harflerle gösterilen satır montajdır. Numarasından sonra siyah bir nokta gelen parça, yukarıda koyu harflerle basılmış montaja dahildir.

"<<< >>>", "Name" (Ad) ile aynı başlıkta bir başka listeye yönlendirir.

Belirli bir parçanın parça numarası "Ref."/"Name" (Ref./Ad) satırının altına yerleştirildiğinde, makine tipi/modeli konusunda seçim yapılmalıdır.

Qty - Miktar: uygun referans numarasıyla bağlantılı olarak parça sayısını gösterir. "AR", "As required" (Gerektiği gibi) anlamına gelmektedir: belirlenecek olan miktar veya sayı.

Name - Parça adı: İngilizce adların çevirileri, "Parça adları sözlüğü"nde bulunabilir.

Remarks - Açıklamalar: Parça hakkında ek bilgiler.


Bir dizi harf, belirli bir parçanın yasalara veya liste kurallarına uygun olarak özel yetkili bir makam tarafından sertifikalandırıldığını gösterebilir.

Ölçümler milimetre cinsinden verilmiştir.

zh - 使用说明

1 订购零件

订购零件时必需指定零件号、零件名称、零件数量以及机器的类型和系列号。

在标有维修标记  的页上有维修组件的部分内容。该组件的完整内容请参见章节“1 - 维修组件”“1 - Service kits”。

2 每列内容的说明

Ref. - 图示编号：将零件清单中列出的零件与示意图中的该零件相关联。零件清单中仅显示有图示编号的零件。示意图中没有标注图示编号的零件仅用来在图中帮助示意。

Part number - 零件号：如果某项没有零件号，则该项不可作为零备件供应。以粗体印刷的零件号表示这是一个装置。编号后面有一个黑点的零件包含在其上面以粗体印刷的装置中。

"<<< >>>" 表示该装置的零件清单在手册中以同一名称另外分章单列。

如果指定的零件号位于"Ref.">(图示编号)"Name"(零件名称)列上，则订购零件时必须指明机器的类型/版本。

Qty - 数量：显示相应的图示编号的零件个数。"AR"表示"As required"：即根据需要确定数量。

Name - 零件名称：在文件“零件名称对照表”中可以找到对应的英文名称。

Remarks - 零件的附注。

一连串的字母表示某一特定零件依照标准或规定的要求已获得指定授权机构的认证。

Table of contents

| | | |
|----|--|----|
| 1 | Service kits | 4 |
| 2 | Block - Air Inlet - LT 2, LT 3 | 9 |
| 3 | Block - Air Inlet - LT 5, LT 7, LT 10 | 11 |
| 4 | Block - Air Inlet - LT 15 | 13 |
| 5 | Block - Air Inlet - LT 20 | 15 |
| 6 | Block - Crankcase - LT 2, LT 3, LT 5 | 17 |
| 7 | Block - Crankcase - LT 7, LT 10 | 19 |
| 8 | Block - Crankcase - LT 15, LT 20 | 21 |
| 9 | Block - Piston assembly - LT 2, LT 3, LT 5, LT 7, LT 10 | 23 |
| 10 | Block - Piston assembly - LT 15, LT 20 | 25 |
| 11 | Block - Cylinders and valves - Low pressure side - LT 2, LT 3, LT 5, LT 7, LT 10 | 27 |
| 12 | Block - Cylinders and valves - Low pressure side - LT 15 | 31 |
| 13 | Block - Cylinders and valves - Low pressure side - LT 20 | 33 |
| 14 | Block - Cylinders and valves - High pressure side - LT 2, LT 3, LT 5, LT 7, LT 10 | 35 |
| 15 | Block - Cylinders and valves - High pressure side - LT 15, LT 20 | 37 |
| 16 | Block - Cooling system - LT 2, LT 3, LT 5, LT 7, LT 10 | 39 |
| 17 | Block - Cooling system - LT 15, LT 20 | 43 |
| 18 | Block - Fan assembly - LT 2, LT 3, LT 5, LT 7, LT 10 | 45 |
| 19 | Block - Fan assembly - LT 15, LT 20 | 47 |
| 20 | Block - Simplified connection | 49 |
| 21 | Block - Check valve | 51 |
| 22 | Block - Unloading valve | 53 |
| 23 | PowerPack - LT 2, LT 3, LT 5 | 55 |
| 24 | PowerPack - LT 7, LT 10 | 57 |
| 25 | PowerPack - LT 15, LT 20 | 59 |
| 26 | PowerPack - LT 3, LT5, LT 7, LT 10 - Arrangement 2 - Petrol engine | 61 |
| 27 | Electrical components - Motor, Pressure switch and Solenoid valve | 65 |

| | | |
|----|--|-----|
| 28 | Electrical components - Cubicle - Star/Delta | 69 |
| 29 | Complete unit - Full Feature - FX Dryer - LT 2, LT 3, LT 5, LT 7, LT 10 | 71 |
| 30 | Complete unit - Horizontal air receiver - 90 Litres - DOL starter - Simplified connection - LT 5, LT 7, LT 10 | 77 |
| 31 | Complete unit - Horizontal air receiver - 90 Litres - DOL starter - Check valve version - LT 2, LT 3 | 79 |
| 32 | Complete unit - Horizontal air receiver - 250/475 Litres - DOL starter - LT 5, LT 7 | 81 |
| 33 | Complete unit - Horizontal air receiver - 250/475 Litres -Star/Delta starter - LT 5, LT 7, LT 10 | 85 |
| 34 | Complete unit - Horizontal air receiver - 250 litres - Star/Delta starter - LT 15, LT 20 | 89 |
| 35 | Complete unit - Trolley version - Petrol engine - LV 3, LT 5, LT 7, LT 10 | 93 |
| 36 | Base mounted unit - Unsilenced - DOL starter - LT 2, LT 3 | 95 |
| 37 | Base mounted unit - Unsilenced - DOL starter - LT 5, LT 7 | 97 |
| 38 | Base mounted unit - Unsilenced - Star/Delta starter - LT 5, LT 7, LT 10 | 99 |
| 39 | Base mounted unit - Unsilenced - Star/Delta starter - LT 15 | 101 |
| 40 | Standard option - Silencing hood - Air receiver - 90 Litres - DOL starter - Simplified connection LT 2, LT 3 | 105 |
| 41 | Standard option - Silencing hood - Air receiver - 90 Litres - DOL starter - Check valve version - LT 2, LT 3 | 109 |
| 42 | Standard option - Silencing hood - Air receiver - 250/475 Litres - LT 5, LT 7, LT 10, LT 15, LT 20 | 113 |
| 43 | Standard option - Silencing hood - Base mounted - DOL starter - LT 2, LT 3, LT 5, LT 7, LT 10 | 117 |
| 44 | Standard option - Silencing hood - Base mounted - Star/ Delta starter - LT 5, LT 7, LT 10, LT 15, LT 20 | 121 |

1

Service kits

| Ref. | Part number | Qty | Name | Remarks |
|----------------------------------|--------------|-----|---|---------|
| Service kits | | | | |
| Indications on terms used | | | | |
| LH : Left hand cylinder | | | | |
| RH : Right hand cylinder | | | | |
| | | 1 | Filter kit | |
| | 1503 6143 60 | | LT 2, LT 3 | |
| | 1503 6129 60 | | LT 5, LT 7, LT 10 | |
| | 1503 6130 60 | | LT 15, LT 20 | |
| | | 1 | PAO oil can | |
| | 2901 1700 00 | | 5 litres | |
| | 2901 1701 00 | | 20 litres | |
| | | 1 | Valve kit | |
| | 1503 5800 62 | | LT 2, LT 3, LT 5 | |
| | 1503 5800 63 | | LT 7, LT 10 | |
| | 1503 6140 60 | | LT 15 | |
| | 1503 6141 60 | | LT 20 | |
| | | 1 | Piston + Rings + Cylinder kit | |
| | 1503 5801 60 | | LT 2(LH), LT 3(LH) | |
| | 1503 5801 64 | | LT 2(RH), LT 3(RH), LT 5(RH) | |
| | 1503 5801 61 | | LT 5(LH) | |
| | 1503 5801 62 | | LT 7(LH) | |
| | 1503 5801 65 | | LT 7(RH), LT 10(RH) | |
| | 1503 0376 80 | | LT 15/60(LH), LT 15(LH), LT 20 20bar(e)(LH) | |
| | 1503 0377 80 | | LT 15 30bar(e), LT 20 30bar(e)(RH) | |
| | 1503 0377 81 | | LT 15/60(RH), LT 15(RH), LT 20 20bar(e)(RH) | |
| | | 1 | Piston + Cylinder assy | |
| | 1503 6116 60 | | LT 15/60(LH) | |
| | 1503 6118 60 | | LT 15/60(RH) 30bar(e) | |
| | 1503 6118 61 | | LT 15/60(RH) | |
| | 1503 6121 60 | | LT 15(LH) | |
| | 1503 6122 61 | | LT 15(RH) | |
| | 1503 6123 60 | | LT 20(LH) | |
| | 1503 6125 60 | | LT 20(RH) 30bar(e) | |
| | 1503 6125 61 | | LT 20(RH) | |
| | | 1 | Connecting rod | |
| | 1503 0140 81 | | LT 15/60 | |
| | 1503 0141 81 | | LT 15 | |
| | 1503 1126 81 | | LT 20 | |
| | | 1 | Piston ring kit | |
| | 1503 5802 63 | | LT 2, LT 3 | |
| | 1503 5802 64 | | LT 5 | |
| | 1503 5802 65 | | LT 7 15bar(e), LT 10 | |
| | 1503 5802 71 | | LT 7 20bar(e), LT 7 30bar(e) | |
| | 1503 6167 62 | | LT 15/60 20bar(e), LT 15 20bar(e), LT 20 20bar(e) | |
| | 1503 6167 60 | | LT 15/60 30bar(e), LT 15 30bar(e), LT 20 30bar(e) | |

Service kits

1

| Ref. | Part number | Qty | Name | Remarks |
|------|--------------|-----|--|---------|
| | | 1 | Crankcase ass'y kit | |
| | 1503 5815 64 | | LT 2 20bar(e) | |
| | 1503 5815 65 | | LT 2 15bar(e), LT 3 20bar(e), LT 3 30bar(e) | |
| | 1503 5815 66 | | LT 3 15bar(e), LT 5 20bar(e), LT 5 30bar(e) | |
| | 1503 5815 68 | | LT 5 15bar(e) | |
| | 1503 5815 67 | | LT 7 10bar(e), LT 7 20bar(e), LT 10 30bar(e) | |
| | 1503 5815 69 | | LT 10 15bar(e) | |
| | | 1 | Crankcase ass'y | |
| | 1503 0128 80 | | LT 15/60 | |
| | 1503 0129 80 | | LT 15 | |
| | 1503 1125 80 | | LT 20 | |
| | | 1 | Bearing shell kit | |
| | 1503 6185 61 | | LT 20 | |
| | | 1 | Splash pin kit | |
| | 1503 6186 62 | | LT 15 | |
| | 1503 6186 63 | | LT 20 | |
| | | 1 | Cylinder head assy | |
| | 1503 5806 60 | | LT 2(LH), LT 3(LH) | |
| | 1503 5806 68 | | LT 2(RH), LT 3(RH), LT 5(RH) | |
| | 1503 5806 62 | | LT 5(LH) | |
| | 1503 5806 64 | | LT 7(LH) 20bar(e), LT 7(LH) 30bar(e) | |
| | 1503 5806 66 | | LT 7(LH) | |
| | 1503 5806 69 | | LT 7(RH) | |
| | 1503 5806 ?? | | LT 10(LH) | |
| | 1503 5806 ?? | | LT 10(RH) | |
| | | 1 | Automatic receiver drain kit | |
| | 8070 2256 05 | | LT 15, LT 20 | |
| | 1503 6161 60 | 1 | Unloading piston kit | |
| | 1503 6176 60 | 1 | Regulating valve kit | |
| | 1503 6177 60 | 1 | Check valve kit | |
| | 1503 6178 60 | 1 | Disc valve kit | |

1

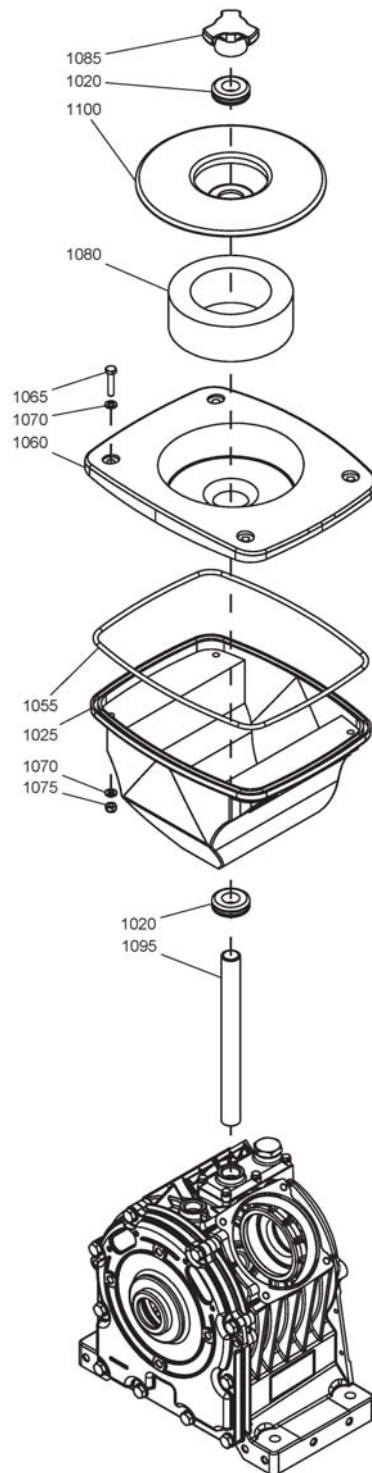
Service kits

| Ref. | Part number | Qty | Name | Remarks |
|-----------------------------|--------------|-----|---|---------|
| Standard option kits | | | | |
| | | 1 | Hood kit | |
| | 8070 2601 49 | | LT 2, LT 3, LT 5 | |
| | 8070 2601 56 | | LT 7, LT 10 | |
| | 8070 2256 05 | 1 | Pneumatic drain | |
| | 8055 2700 22 | 1 | Tranfo kit | |
| | | 1 | Air dryer kit | |
| | 8070 2604 95 | | LT 2, LT 3, LT 5, LT 7, LT 10, LT 15-CD 2 - Air receiver 90 Liters | |
| | 8070 2605 03 | | LT 2, LT 3, LT 5, LT 7, LT 10, LT 15-CD 2 - Air receiver 250 Liters | |
| | 8070 2605 94 | | LT 3, LT 5, LT 7, LT 10, LT 15-CD 3 - Air receiver 90 Liters | |
| | 8070 2606 02 | | LT 3, LT 5, LT 7, LT 10, LT 15-CD 3 - Air receiver 250 Liters | |
| | 8070 2609 09 | | LT 7, LT 10, LT 15-CD 12 - Air receiver 250 Liters | |
| | 8070 2608 75 | | LT 7, LT 10, LT 15-CD 12 - Air receiver 475 Liters | |
| | | 1 | Heavy duty filter kit | |
| | 8070 2613 52 | | LT 2, LT 3, LT 5 | |
| | 8070 2613 60 | | LT 7, LT 10 | |
| | 8070 2613 43 | | LT 15, LT 20 | |
| | | 1 | Wheel set | |
| | 8070 2253 32 | | 120 Liters, 200 Liters, 250 Liters | |
| | | 1 | Air receiver upgrade kit | |
| | 8101 0303 54 | | LT 2, LT 3 - 90 Liters - Simplify connection | |
| | 8101 0304 61 | | LT 2, LT 3 - 90 Liters - 16bar(e) - ASME - Check valve | |
| | 8101 0304 61 | | LT 2, LT 3 - 90 Liters - 16bar(e) - ASME - Regulating valve | |
| | 8101 0304 12 | | LT 2, LT 3 - 90 Liters - 16bar(e) - CE - Check valve | |
| | 8101 0304 12 | | LT 2, LT 3 - 90 Liters - 16bar(e) - CE - Regulating valve | |
| | 8101 0303 62 | | LT 2, LT 3 - 90 Liters - 21bar(e) - CE - Check valve | |
| | 8101 0303 62 | | LT 2, LT 3 - 90 Liters - 21bar(e) - CE - Regulating valve | |
| | 8101 0300 99 | | LT 2, LT 3 - 250 Liters - 16bar(e) - ASME | |
| | 8101 0304 53 | | LT 2, LT 3 - 250 Liters - 21bar(e) - ASME | |
| | 8101 0303 39 | | LT 5 - 250 Liters - CE- Star/Delta starter | |
| | 8101 0300 65 | | LT 5, LT 7, LT 10 - 250 Liters - 16bar(e) - CE | |
| | 8101 0303 21 | | LT 5, LT 7, LT 10 - 250 Liters - 21bar(e) - CE | |
| | 8101 0300 81 | | LT 5, LT 7, LT 10 - 475 Liters - 16bar(e) - CE | |
| | 8101 0303 05 | | LT 5, LT 7, LT 10 - 475 Liters - 21bar(e) - CE | |
| | | 1 | Power supply cable | |
| | 8070 2612 20 | | CE | |
| | | 1 | Oil level switch | |
| | 8070 2603 13 | | LT 2, LT 3, LT 5, LT 7, LT 10 | |
| | 8070 2603 05 | | LT 15, LT 20 | |
| | | 1 | Auto restart kit | |
| | 8070 2612 46 | | 115V | |
| | 8070 2612 46 | | 230V | |
| | 8070 2612 38 | | 400V+N 3ph | |

Service kits**1**

| Ref. | Part number | Qty | Name | Remarks |
|------|---------------------|----------|------------------------------|---------|
| | 8070 2614 02 | 1 | Timer drain kit | |
| | 8070 2613 78 | | 115V | |
| | 8070 2613 78 | | 230V | |
| | 8070 2613 78 | | 400V | |
| | 8070 2613 78 | | 400V+N 3ph | |
| | 8070 2690 09 | 1 | Filter connection kit | |
| | | | FX dryer | |

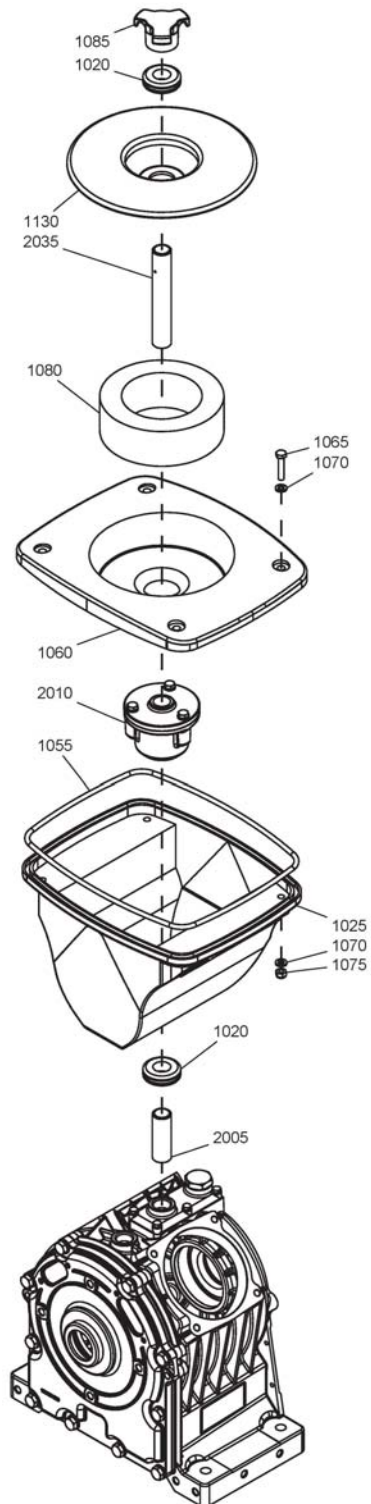
2



Block - Air inlet - LT 2, LT 3**2**

| Ref. | Part number | Qty | Name | Remarks |
|------|--------------|-----|----------------|---------|
| 1020 | 1503 0234 00 | 2 | Seal | |
| 1025 | 1503 2857 00 | 1 | Inlet silencer | |
| 1055 | 1503 2467 00 | AR | Seal cord | |
| 1060 | 1503 2464 01 | 1 | Filter housing | |
| 1065 | 0147 1250 03 | 4 | Screw | |
| 1070 | 0301 2321 00 | 8 | Washer | |
| 1075 | 0291 1108 00 | 4 | Locknut | |
| 1080 | 1503 0189 00 | 1 | Air filter | |
| 1085 | 1503 0192 00 | 1 | Cover oil | |
| 1095 | 1503 2952 00 | 1 | Pipe | |
| 1100 | 1503 2461 00 | 1 | Cover | |

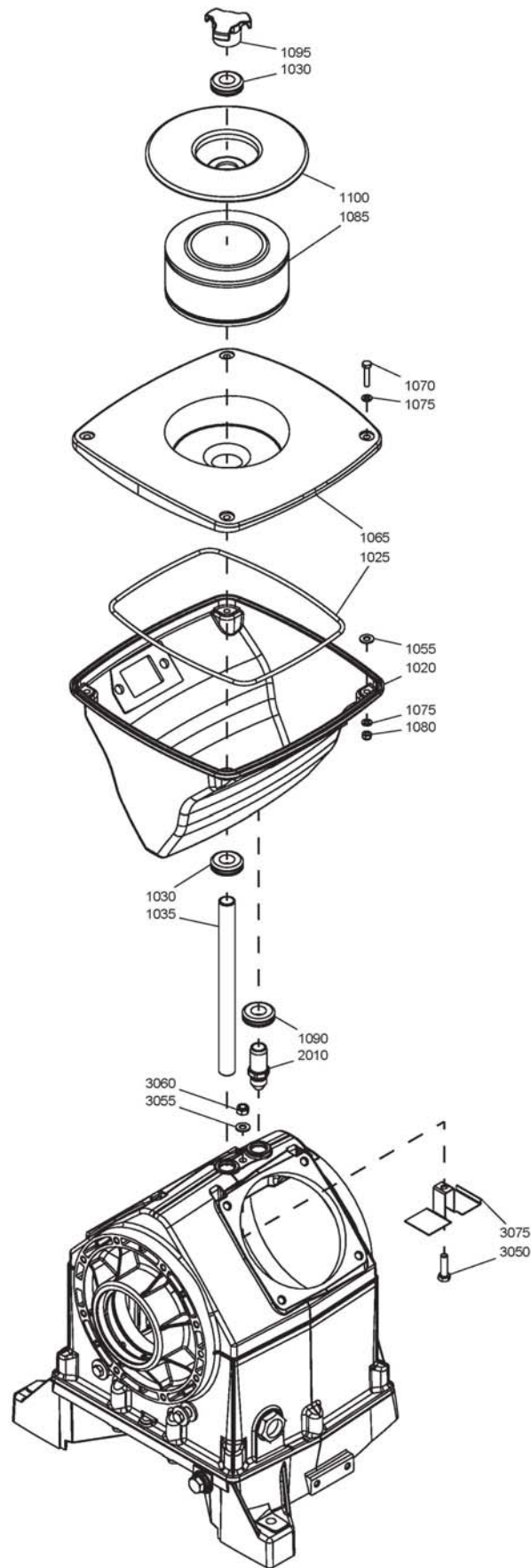
3



Block - Air inlet - LT 5, LT 7, LT 10**3**

| Ref. | Part number | Qty | Name | Remarks |
|------|--------------|-----|----------------|---------|
| 1020 | 1503 0234 00 | 2 | Seal | |
| 1025 | 1503 2857 00 | 1 | Inlet silencer | |
| 1055 | 1503 2467 00 | AR | Seal cord | |
| 1060 | 1503 2464 01 | 1 | Filter housing | |
| 1065 | 0147 1250 03 | 4 | Screw | |
| 1070 | 0301 2321 00 | 8 | Washer | |
| 1075 | 0291 1108 00 | 4 | Locknut | |
| 1080 | 1503 0189 00 | 1 | Airfilter | |
| 1085 | 1503 0192 00 | 1 | Cover oil | |
| 1130 | 1503 2461 00 | 1 | Cover | |
| 2005 | | 1 | Threaded pipe | |
| | 1503 2968 01 | | LT 5 | |
| | 1503 2967 01 | | LT 7 | |
| | 1503 2967 01 | | LT 10 | |
| 2010 | 1503 1127 02 | 1 | Housing | |
| 2035 | 1503 2966 00 | 1 | Pipe | |

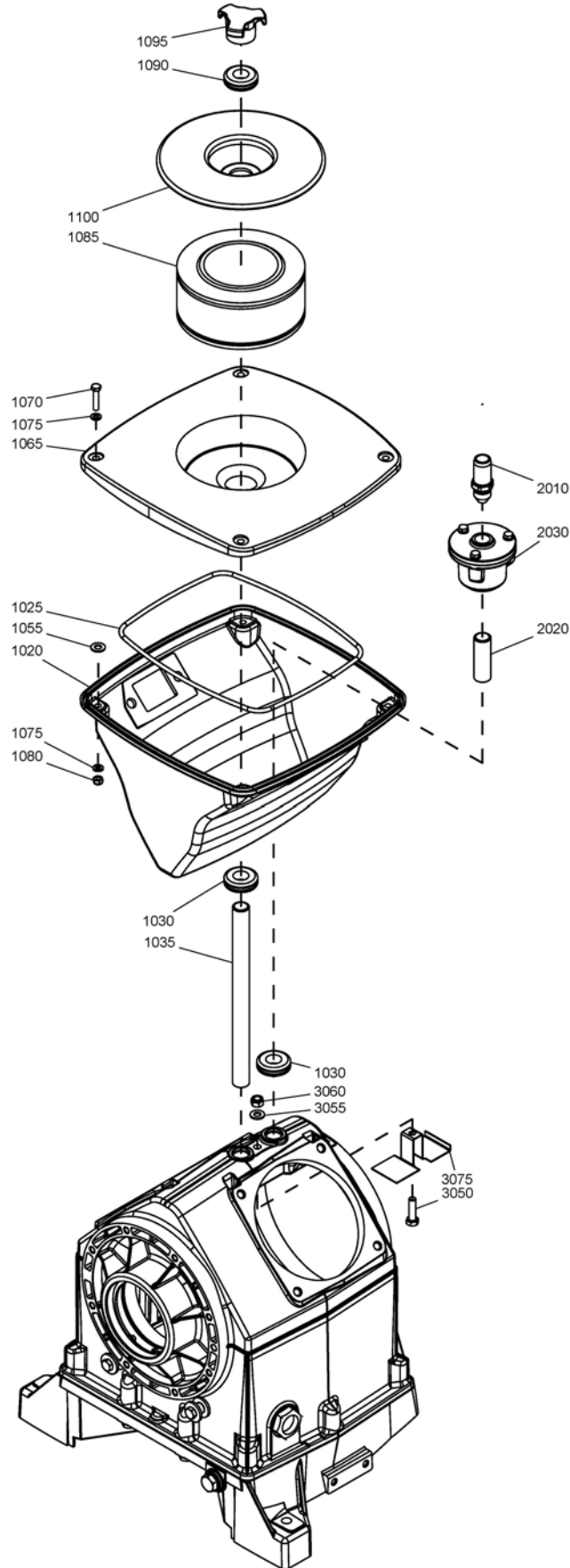
4



Block - Air inlet - LT15**4**

| Ref. | Part number | Qty | Name | Remarks |
|------|--------------|-----|----------------|---------|
| 1020 | 1503 2465 00 | 1 | Silencer | |
| 1025 | 1503 2467 00 | AR | Seal cord | |
| 1030 | 1503 0234 00 | 2 | Seal | |
| 1035 | 1503 0195 00 | 1 | Oil tube | |
| 1055 | 1503 0210 00 | 4 | Washer | |
| 1065 | 1503 2466 00 | 1 | Filter housing | |
| 1070 | 0147 1250 03 | 4 | Screw | |
| 1075 | 0301 2321 00 | 8 | Washer | |
| 1080 | 0291 1108 00 | 4 | Locknut | |
| 1085 | 1503 0190 00 | 1 | Air filter | |
| 1090 | 1503 0234 00 | 1 | Seal | |
| 1095 | 1503 0192 00 | 1 | Oil cover | |
| 1100 | 1503 2461 00 | 1 | Cover | |
| 2010 | 1503 0208 82 | 1 | Vent.valve | |
| 2020 | 1503 0254 00 | 1 | Cover | |
| 3050 | 0147 1326 03 | 1 | Hexagon bolt | |
| 3055 | 1503 0210 00 | 1 | Washer | |
| 3060 | 0291 1110 00 | 1 | Nut | |

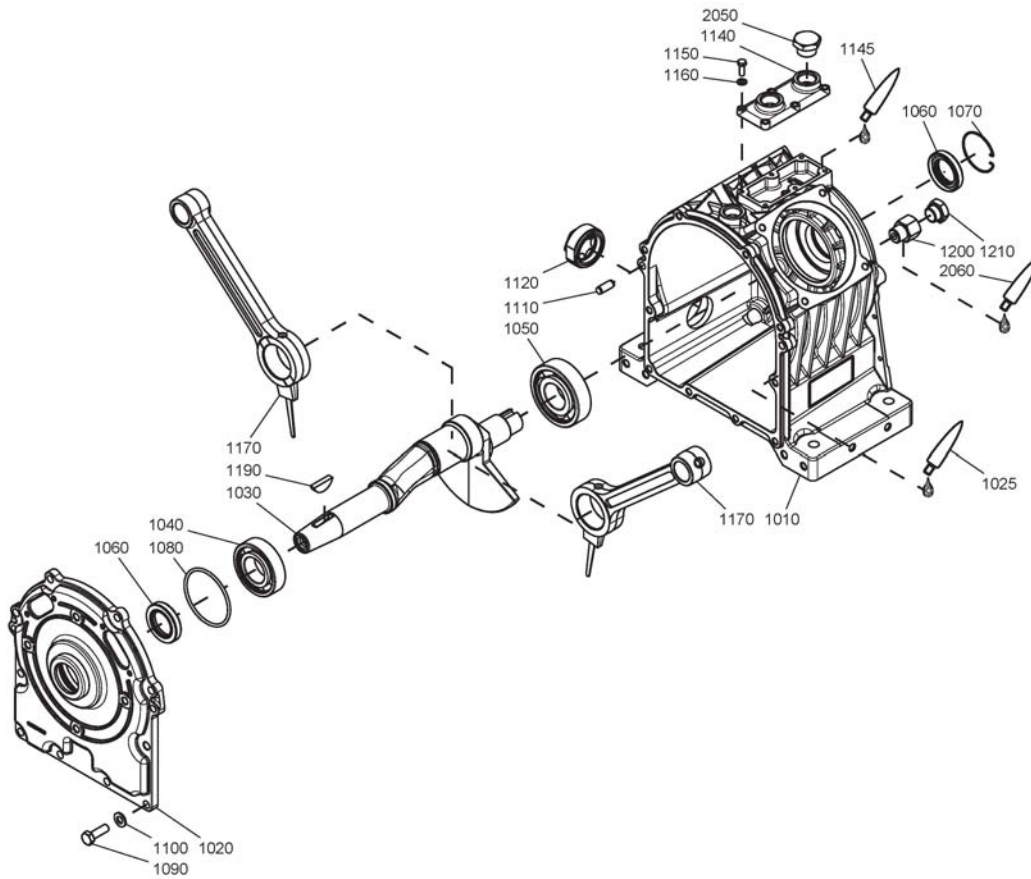
5



Block - Air inlet - LT 20**5**

| Ref. | Part number | Qty | Name | Remarks |
|------|--------------|-----|----------------|---------|
| 1020 | 1503 2465 00 | 1 | Silencer | |
| 1025 | 1503 2467 00 | AR | Seal cord | |
| 1030 | 1503 0234 00 | 2 | Seal | |
| 1035 | 1503 0195 00 | 1 | Oil tube | |
| 1055 | 1503 0210 00 | 4 | Washer | |
| 1065 | 1503 2466 00 | 1 | Filter housing | |
| 1070 | 0147 1250 03 | 4 | Screw | |
| 1075 | 0301 2321 00 | 8 | Washer | |
| 1080 | 0291 1108 00 | 4 | Locknut | |
| 1085 | 1503 0190 00 | 1 | Air filter | |
| 1090 | 1503 0234 00 | 1 | Seal | |
| 1095 | 1503 0192 00 | 1 | Oil cover | |
| 1100 | 1503 2461 00 | 1 | Cover | |
| 2010 | 1503 0208 82 | 1 | Vent.valve | |
| 2020 | 1503 1234 01 | 1 | Threaded pipe | |
| 2030 | 1503 1127 02 | 1 | Housing | |
| 3050 | 0147 1326 03 | 1 | Hexagon bolt | |
| 3055 | 1503 0210 00 | 1 | Washer | |
| 3060 | 0291 1110 00 | 1 | Nut | |
| 3075 | 1503 0254 00 | 1 | Cover | |

6

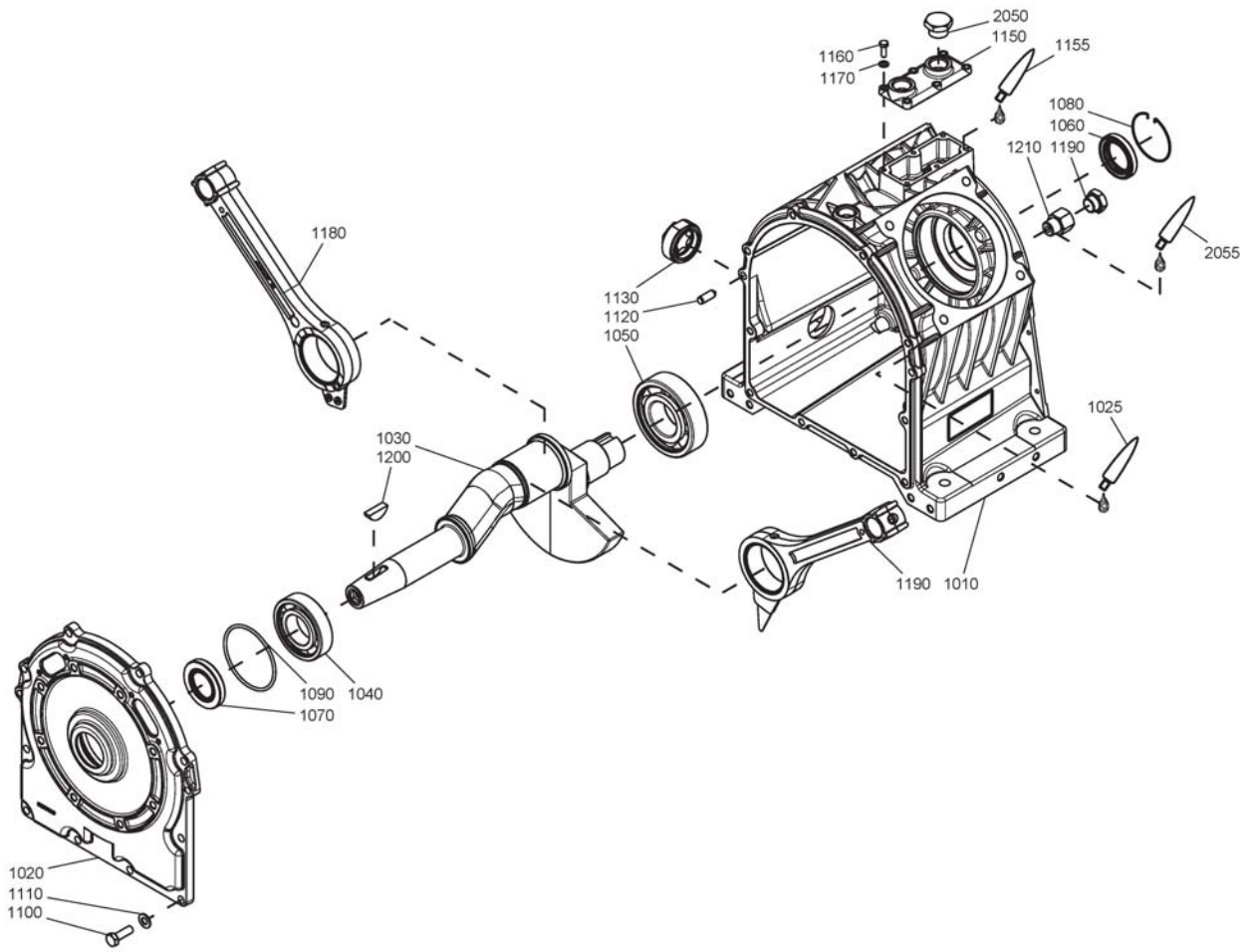


Block - Crankcase - LT 2, LT 3, LT 5

6

| Ref. | Part number | Qty | Name | Remarks |
|------|--------------|-----|-----------------|---------|
| 1010 | 1503 2910 00 | 1 | Crankcase | |
| 1020 | 1503 2912 00 | 1 | Bearing housing | |
| 1025 | 0017 7900 61 | AR | Loctite 5910 | |
| 1030 | | 1 | Crankshaft | |
| | 1503 2901 00 | | LT 2 15 bar(e) | |
| | 1503 2900 00 | | LT 2 20bar(e) | |
| | 1503 2902 00 | | LT 3 15bar(e) | |
| | 1503 2901 00 | | LT 3 20bar(e) | |
| | 1503 2901 00 | | LT 3 30(bar(e) | |
| | 1503 2903 00 | | LT 5 15bar(e) | |
| | 1503 2902 00 | | LT 5 20bar(e) | |
| | 1503 2902 00 | | LT 5 30bar(e) | |
| 1040 | 0502 2106 00 | 1 | Ball bearing | |
| 1050 | 0502 3106 00 | 1 | Ball bearing | |
| 1060 | 1503 3302 00 | 2 | Seal | |
| 1070 | 1503 3305 00 | 1 | Retainer | |
| 1080 | 0663 2109 81 | 1 | O-ring | |
| 1090 | 0147 1325 03 | 10 | Screw | |
| 1100 | 0301 2335 00 | 10 | Washer | |
| 1110 | 0101 2359 00 | 2 | Dowell pin | |
| 1120 | 1503 2948 00 | 1 | Sight glass | |
| 1140 | 1503 2950 00 | 1 | Breather flange | |
| 1145 | 0017 7900 61 | AR | Loctite 5910 | |
| 1150 | 0147 1206 03 | 6 | Hexagon bolt | |
| 1160 | 0301 2318 00 | 6 | Washer | |
| 1170 | | 1 | Connecting rod | |
| | 1503 2919 80 | | LT 2 15 bar(e) | |
| | 1503 2917 80 | | LT 2 20bar(e) | |
| | 1503 2921 80 | | LT 3 15bar(e) | |
| | 1503 2919 80 | | LT 3 20bar(e) | |
| | 1503 2919 80 | | LT 3 30(bar(e) | |
| | 1503 2923 00 | | LT 5 15bar(e) | |
| | 1503 2921 80 | | LT 5 20bar(e) | |
| | 1503 2921 80 | | LT 5 30bar(e) | |
| 1180 | | 1 | Connecting rod | |
| | 1503 2920 90 | | LT 2 15 bar(e) | |
| | 1503 2918 90 | | LT 2 20bar(e) | |
| | 1503 2922 90 | | LT 3 15bar(e) | |
| | 1503 2920 90 | | LT 3 20bar(e) | |
| | 1503 2920 90 | | LT 3 30(bar(e) | |
| | 1503 2924 90 | | LT 5 15bar(e) | |
| | 1503 2922 90 | | LT 5 20bar(e) | |
| | 1503 2922 90 | | LT 5 30bar(e) | |
| 1190 | 0338 3129 05 | 1 | Woodruff key | |
| 1200 | 0605 8549 02 | 1 | Bushing | |
| 1210 | 1503 3317 00 | 1 | Oil plug | |
| 2050 | 1503 2976 01 | 1 | Plug | |
| 2060 | 0017 7072 00 | AR | Loctite 577 | |

7

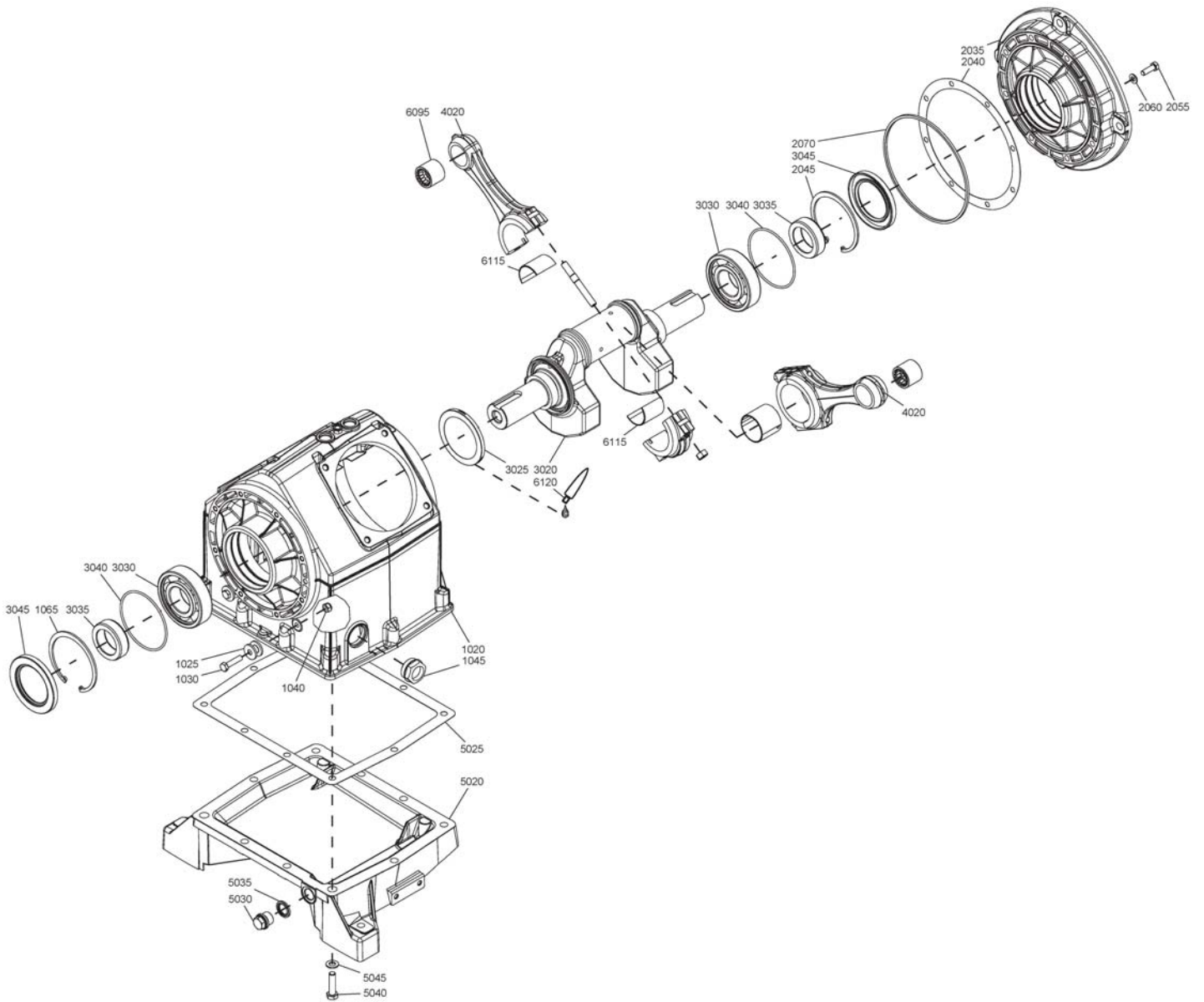


Block - Crankcase - LT 7, LT 10

7

| Ref. | Part number | Qty | Name | Remarks |
|------|--------------|-----|-----------------|---------|
| 1010 | 1503 2911 00 | 1 | Crankcase | |
| 1020 | 1503 2913 00 | 1 | Bearing housing | |
| 1025 | 0017 7900 61 | AR | Loctite 5910 | |
| 1030 | | 1 | Crankshaft | |
| | 1503 2904 00 | | LT 7 15bar(e) | |
| | 1503 2904 00 | | LT 7 20bar(e) | |
| | 1503 2904 00 | | LT 7 30bar(e) | |
| | 1503 2905 00 | | LT 10 15bar(e) | |
| | 1503 2904 00 | | LT 10 20bar(e) | |
| | 1503 2904 00 | | LT 10 30bar(e) | |
| 1040 | 0502 2107 00 | 1 | Ball bearing | |
| 1050 | 0502 3108 00 | 1 | Ball bearing | |
| 1060 | 1503 3303 00 | 1 | Seal | |
| 1070 | 1503 3304 00 | 1 | Seal | |
| 1080 | 1503 3306 00 | 1 | Retainer | |
| 1090 | 0663 2111 70 | 1 | O-ring | |
| 1100 | 0147 1325 03 | 10 | Screw | |
| 1110 | 0301 2335 00 | 10 | Washer | |
| 1120 | 0101 2359 00 | 2 | Dowell pin | |
| 1130 | 1503 2948 00 | 1 | Sight glass | |
| 1150 | 1503 2950 00 | 1 | Breather flange | |
| 1155 | 0017 7900 61 | AR | Loctite 5910 | |
| 1160 | 0147 1206 03 | 6 | Hexagon bolt | |
| 1170 | 0301 2318 00 | 6 | Washer | |
| 1180 | | 1 | Connecting rod | |
| | 1503 2925 80 | | LT 7 15bar(e) | |
| | 1503 2925 80 | | LT 7 20bar(e) | |
| | 1503 2925 80 | | LT 7 30bar(e) | |
| | 1503 2927 80 | | LT 10 15bar(e) | |
| | 1503 2925 80 | | LT 10 20bar(e) | |
| | 1503 2925 80 | | LT 10 30bar(e) | |
| 1190 | | 1 | Connecting rod | |
| | 1503 2926 90 | | LT 7 15bar(e) | |
| | 1503 2926 90 | | LT 7 20bar(e) | |
| | 1503 2926 90 | | LT 7 30bar(e) | |
| | 1503 2928 90 | | LT 10 15bar(e) | |
| | 1503 2926 90 | | LT 10 20bar(e) | |
| | 1503 2926 90 | | LT 10 30bar(e) | |
| 1200 | 0338 3129 06 | 1 | Woodruff key | |
| 1210 | 0605 8549 02 | 1 | Bushing | |
| 1220 | 1503 3317 00 | 1 | Oil plug | |
| 2050 | 1503 2976 01 | 1 | Plug | |
| 2055 | 0017 7072 00 | AR | Loctite 5910 | |

8

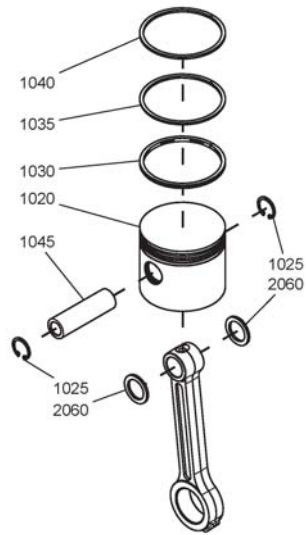


Block - Crankcase - LT 15, LT 20

8

| Ref. | Part number | Qty | Name | Remarks |
|------|--------------|-----|------------------|---------|
| 1020 | 1503 0008 00 | 1 | Crankcase | |
| 1025 | 1503 0148 00 | 2 | Steering | |
| 1030 | 0147 1327 03 | 2 | Hexagon bolt | |
| 1040 | 0291 1110 00 | 2 | Locknut | |
| 1045 | 1503 0202 00 | 1 | Oil sight | |
| 1065 | 0335 2169 00 | 1 | Int.circlip | |
| 2035 | 1503 0004 00 | 1 | Bearing housing | |
| 2040 | 1503 0177 00 | 1 | Gasket | |
| 2045 | 0335 2169 00 | 1 | Int.circlip | |
| 2055 | 0147 1325 03 | 8 | Screw | |
| 2060 | 0301 2335 00 | 8 | Washer | |
| 2070 | 1503 0147 00 | 1 | Lubrication ring | |
| 3020 | | 1 | Crankshaft | |
| | 1503 0129 00 | | LT 15 20bar(e) | |
| | 1503 0128 00 | | LT 15 30bar(e) | |
| | 1503 1125 00 | | LT 20 20bar(e) | |
| | 1503 1125 00 | | LT 20 30bar(e) | |
| 3025 | 1503 0132 00 | 1 | Plate | |
| 3030 | 0502 3109 00 | 2 | Bearing | |
| 3035 | 1503 0151 00 | 2 | Collar | |
| 3040 | 0663 6144 00 | 2 | O-ring | |
| 3045 | 0666 6565 00 | 2 | Seal ring | |
| 4020 | | 2 | Conn.rod | |
| | 1503 0141 80 | | LT 15 20bar(e) | |
| | 1503 0140 80 | | LT 15 30bar(e) | |
| | 1503 1126 80 | | LT 20 20bar(e) | |
| | 1503 1126 80 | | LT 20 30bar(e) | |
| 5020 | 1503 0009 00 | 1 | Base | |
| 5025 | 1503 0176 00 | 1 | Gasket | |
| 5030 | 0686 3716 02 | 1 | Plug | |
| 5035 | 0661 1000 27 | 1 | Seal washer | |
| 5040 | 0147 1365 03 | 10 | Hexagon bolt | |
| 5045 | 0301 2344 00 | 10 | Washer | |
| 6095 | 0516 3204 01 | 2 | Bearing | |
| 6115 | 1503 0144 02 | 4 | Shell | |
| 6120 | 0017 7072 00 | AR | Loctite 5910 | |

9



Block - Piston assembly - LT 2, LT 3, LT 5, LT 7, LT 10

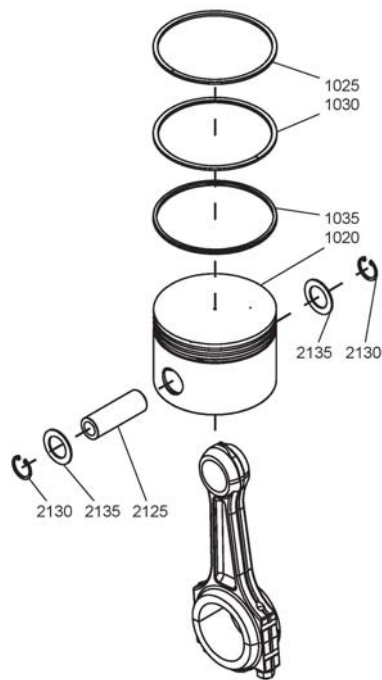
9

| Ref. | Part number | Qty | Name | Remarks |
|------|--------------|-----|-------------------------------|---------|
| 1020 | | 1 | Piston | |
| | 1503 2941 01 | | LT 2 | 1) |
| | 1503 2941 01 | | LT 3 | 1) |
| | 1503 2942 01 | | LT 5 | 1) |
| | 1503 2942 01 | | LT 7 | 1) |
| | 1503 2943 01 | | LT 10 | 1) |
| | 1503 2944 01 | | LT 2, LT 3, LT 5, LT 7, LT 10 | 2) |
| 1025 | | 2 | Circlip | |
| | 0335 2125 00 | | LT 2, LT 3, LT 5, LT 7, LT 10 | 1) |
| | 0335 2118 00 | | LT 2, LT 3, LT 5, LT 7, LT 10 | 2) |
| 1030 | | 1 | Scraper ring | |
| | 1503 3154 02 | | LT 2 | 1) |
| | 1503 3154 02 | | LT 3 | 1) |
| | 1503 3154 03 | | LT 5 | 1) |
| | 1503 3154 03 | | LT 7 | 1) |
| | 1503 3154 04 | | LT 10 | 1) |
| | 1503 3154 01 | | LT 2, LT 3, LT 5, LT 7, LT 10 | 2) |
| 1035 | | 1 | Compressor ring | |
| | 1503 3153 02 | | LT 2 | 1) |
| | 1503 3153 02 | | LT 3 | 1) |
| | 1503 3153 03 | | LT 5 | 1) |
| | 1503 3153 03 | | LT 7 | 1) |
| | 1503 3153 04 | | LT 10 | 1) |
| | 1503 3153 01 | | LT 2, LT 3, LT 5, LT 7, LT 10 | 2) |
| 1040 | | 1 | Compressor ring | |
| | 1503 3152 02 | | LT 2 | 1) |
| | 1503 3152 02 | | LT 3 | 1) |
| | 1503 3152 03 | | LT 5 | 1) |
| | 1503 3152 03 | | LT 7 | 1) |
| | 1503 3152 04 | | LT 10 | 1) |
| | 1503 3152 01 | | LT 2, LT 3, LT 5, LT 7, LT 10 | 2) |
| 1045 | | 1 | Gudgeon pin | |
| | 1503 3022 00 | | LT 2 | 1) |
| | 1503 3022 00 | | LT 3 | 1) |
| | 1503 3021 00 | | LT 5 | 1) |
| | 1503 3021 00 | | LT 7 | 1) |
| | 1503 3021 00 | | LT 10 | 1) |
| | 1503 3023 00 | | LT 2, LT 3, LT 5, LT 7, LT 10 | 2) |
| 2060 | | 2 | Spacer | |
| | 1503 3143 00 | | LT 5 | 1) |
| | 1503 3143 00 | | LT 5 | 2) |

1) Low pressure

2) High pressure

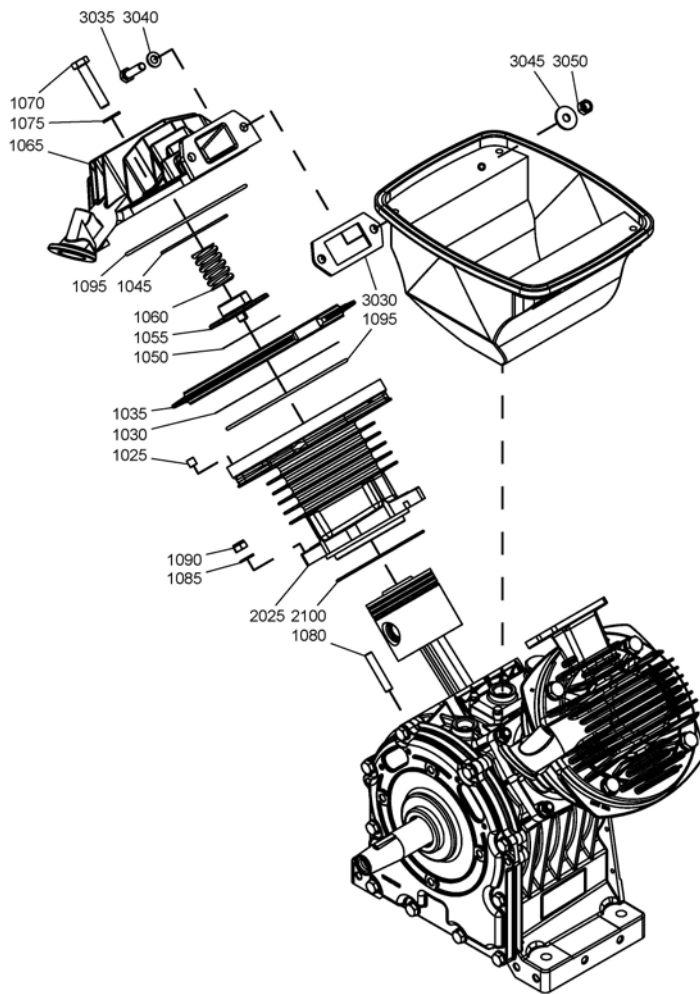
10



Block - Piston assembly - LT 15, LT 20**10**

| Ref. | Part number | Qty | Name | Remarks |
|------|--------------|-----|--------------------------|---------|
| 1020 | 1503 0432 00 | 1 | Piston | |
| | 1503 0433 00 | | Low pressure | |
| | | | High pressure | |
| 1025 | 1616 0376 00 | 1 | Compression ring | |
| | 1503 0611 00 | | Low pressure | |
| | | | High pressure | |
| 1030 | 1503 0441 00 | 1 | Compression ring | |
| | 1503 0435 00 | | Low pressure | |
| | | | High pressure | |
| 1035 | 1503 0445 00 | 1 | Scraper ring | |
| | 1503 0442 01 | | Low pressure | |
| | 1503 0442 00 | | High pressure - 20bar(e) | |
| | | | High pressure - 30bar(e) | |
| 2125 | 1503 0114 00 | 1 | Gudgeon pin | |
| | 1503 0115 00 | | Low pressure | |
| | | | High pressure | |
| 2130 | 0335 2127 00 | 2 | Circlip | |
| | 0335 2127 00 | | Low pressure | |
| | | | High pressure | |
| 2135 | 1503 0154 00 | 2 | Spacer | |
| | 1503 0154 00 | | Low pressure | |
| | | | High pressure | |

11

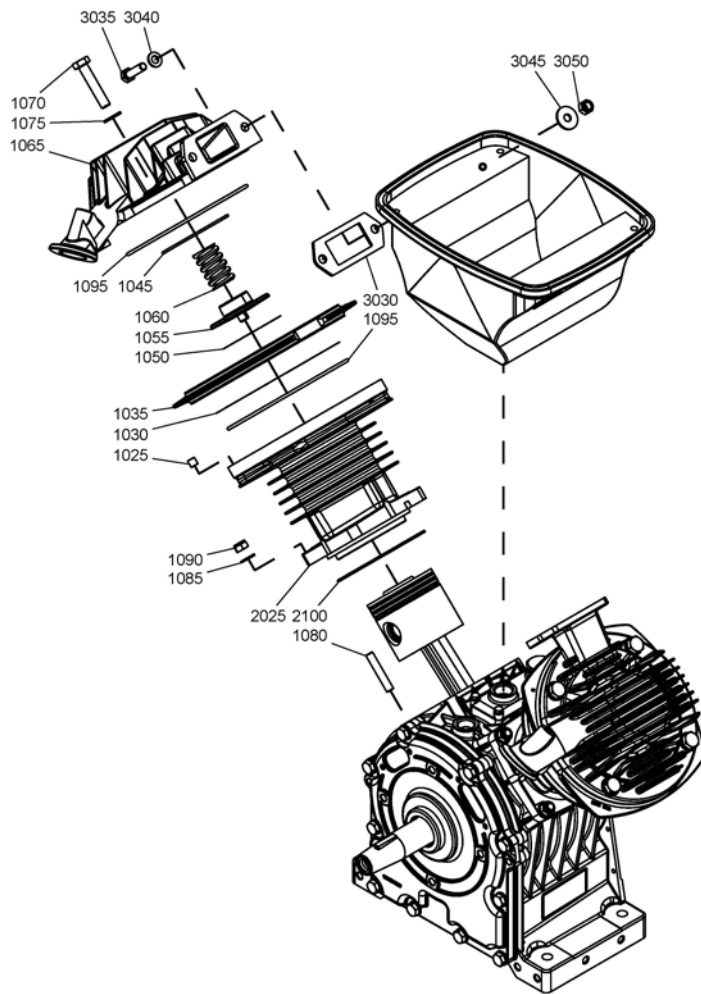


Block - Cylinders and valves - Low pressure side - LT 2, LT 3, LT 5, LT 7, LT 10

11

| Ref. | Part number | Qty | Name | Remarks |
|------|--------------|-----|---------------|---------|
| 1025 | 1503 2604 00 | 4 | Pin | |
| 1030 | | 1 | Suction disk | |
| | 1503 0157 00 | | LT 2 | |
| | 1503 0157 00 | | LT 3 | |
| | 1503 0157 00 | | LT 5 | |
| | 1503 2954 00 | | LT 7 | |
| | 1503 2954 00 | | LT 10 | |
| 1035 | | 1 | Valve seat | |
| | 1503 2865 00 | | LT 2 | |
| | 1503 2865 00 | | LT 3 | |
| | 1503 2865 00 | | LT 5 | |
| | 1503 2867 00 | | LT 7 | |
| | 1503 2867 00 | | LT 10 | |
| 1045 | | 1 | O-ring | |
| | 0663 9839 00 | | LT 2 | |
| | 0663 9839 00 | | LT 3 | |
| | 0663 9839 00 | | LT 5 | |
| | 0663 2106 86 | | LT 7 | |
| | 0663 2106 86 | | LT 10 | |
| 1050 | 1503 0158 00 | 1 | Delivery disk | |
| 1055 | 1503 0075 00 | 1 | Guard | |
| 1060 | 1503 0166 00 | 1 | Spring | |
| 1065 | | 1 | Valve head | |
| | 1503 2872 00 | | LT 2 | |
| | 1503 2872 00 | | LT 3 | |
| | 1503 2872 00 | | LT 5 | |
| | 1503 2874 00 | | LT 7 | |
| | 1503 2874 00 | | LT 10 | |
| 1070 | | 4 | Hexagon bolt | |
| | 0147 1367 03 | | LT 2 | |
| | 0147 1367 03 | | LT 3 | |
| | 0147 1367 03 | | LT 5 | |
| | 0147 1368 03 | | LT 7 | |
| | 0147 1368 03 | | LT 10 | |
| 1075 | | | Washer | |
| | 0301 2344 00 | 4 | LT 2 | |
| | 0301 2344 00 | 4 | LT 3 | |
| | 0301 2344 00 | 4 | LT 5 | |
| | 0301 2344 00 | 5 | LT 7 | |
| | 0301 2344 00 | 5 | LT 10 | |
| 1080 | | 4 | Stud | |
| | 0246 1956 20 | | LT 2 | |
| | 0246 1956 20 | | LT 3 | |
| | 0246 1956 20 | | LT 5 | |
| | 0246 1956 21 | | LT 7 | |
| | 0246 1956 21 | | LT 10 | |
| 1085 | | 4 | Washer | |
| | 0301 2335 00 | | LT 2 | |
| | 0301 2335 00 | | LT 3 | |
| | 0301 2335 00 | | LT 5 | |
| | 0301 2344 00 | | LT 7 | |
| | 0301 2344 00 | | LT 10 | |
| 1090 | | 4 | Locknut | |
| | 0291 1110 00 | | LT 2 | |

11

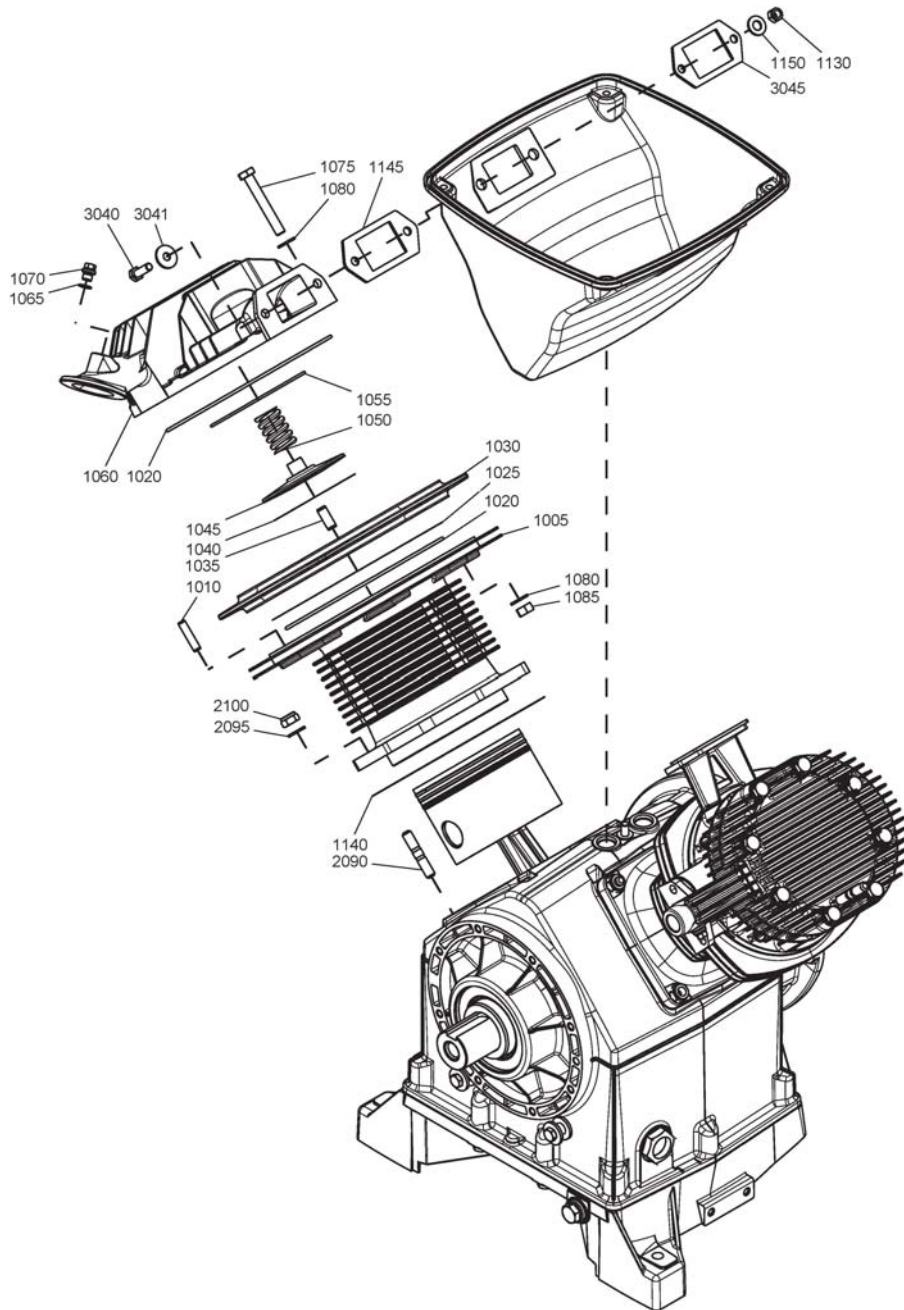


Block - Cylinders and valves - Low pressure side - LT 2, LT 3, LT 5, LT 7, LT 10

11

| Ref. | Part number | Qty | Name | Remarks |
|------|--------------|-----|--------------|---------|
| | 0291 1110 00 | | LT 3 | |
| | 0291 1110 00 | | LT 5 | |
| | 0291 1111 00 | | LT 7 | |
| | 0291 1111 00 | | LT 10 | |
| 1095 | | 2 | O-ring | |
| | 0663 2109 32 | | LT 2 | |
| | 0663 2109 32 | | LT 3 | |
| | 0663 2109 32 | | LT 5 | |
| | 0663 2109 31 | | LT 7 | |
| | 0663 2109 31 | | LT 10 | |
| 2025 | | 1 | Cylinder | |
| | 1503 2933 00 | | LT 2 | |
| | 1503 2933 00 | | LT 3 | |
| | 1503 2934 00 | | LT 5 | |
| | 1503 2881 00 | | LT 7 | |
| | 1503 2881 00 | | LT 10 | |
| 2100 | | 1 | O-ring | |
| | 0663 2101 03 | | LT 2 | |
| | 0663 2101 03 | | LT 3 | |
| | 0663 2101 03 | | LT 5 | |
| | 0663 2109 29 | | LT 7 | |
| | 0663 2109 29 | | LT 10 | |
| 3030 | 1503 2953 00 | 1 | Gasket | |
| 3035 | 0147 1326 03 | 2 | Hexagon bolt | |
| 3040 | 0301 2335 00 | 2 | Washer | |
| 3045 | 0300 8019 00 | 2 | Washer | |
| 3050 | 0291 1110 00 | 2 | Lock nut | |

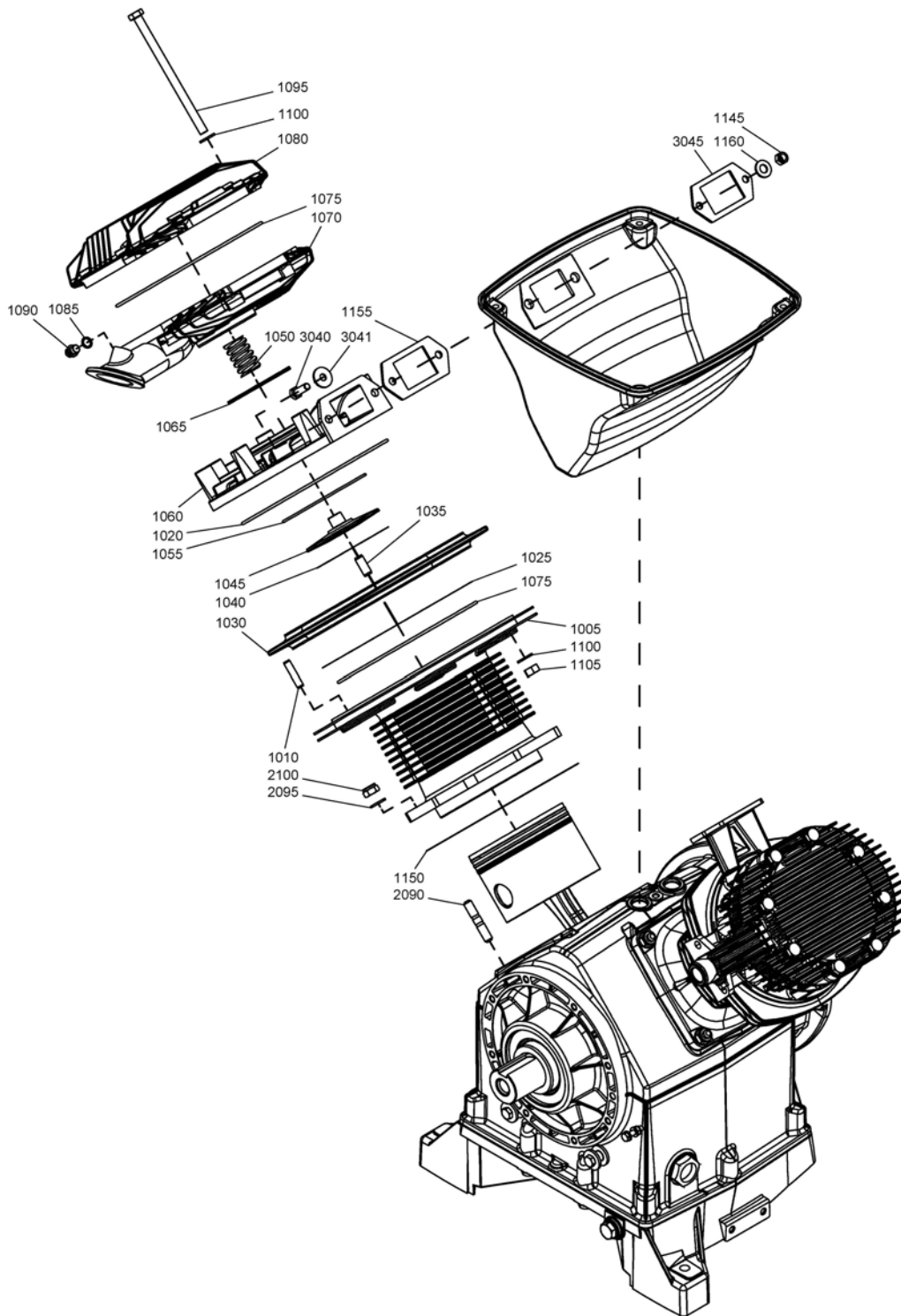
12



Block - Cylinders and valves - Low pressure side - LT 15**12**

| Ref. | Part number | Qty | Name | Remarks |
|------|--------------|-----|---------------|---------|
| 1005 | 1503 0376 00 | 1 | Cylinder | |
| 1010 | 0101 1366 00 | 4 | Pin | |
| 1020 | 1503 0532 00 | AR | O-ring cord | |
| 1025 | 1503 0159 00 | 1 | Suction disc | |
| 1030 | 1503 0017 00 | 1 | Valve seat | |
| 1035 | 0101 4260 00 | 1 | Pin | |
| 1040 | 1503 0160 00 | 1 | Delivery disk | |
| 1045 | 1503 1231 00 | 1 | Valve guard | |
| 1050 | 1503 0166 00 | 1 | Spring | |
| 1055 | 0663 9812 00 | 1 | O-ring | |
| 1060 | 1503 0015 00 | 1 | Valve head | |
| 1065 | 0653 9038 00 | 1 | Flat gasket | |
| 1070 | 0686 4201 03 | 1 | Plug | |
| 1075 | 0147 1371 03 | 8 | Screw | |
| 1080 | 0301 2344 00 | 16 | Washer | |
| 1085 | 0266 2111 00 | 8 | Nut | |
| 1130 | 0291 1110 00 | 2 | Locknut | |
| 1140 | 1503 0178 00 | 1 | Gasket | |
| 1145 | 1503 0198 00 | 1 | Joint | |
| 1150 | 1503 0211 00 | 2 | Washer | |
| 2090 | 0246 1246 02 | 4 | Stud | |
| 2095 | 0301 2344 00 | 4 | Washer | |
| 2100 | 0291 1111 00 | 4 | Locknut | |
| 3040 | 0147 1325 03 | 2 | Screw | |
| 3041 | 0300 8019 00 | 2 | Washer | |
| 3045 | 1503 0187 00 | 1 | Washer | |

13

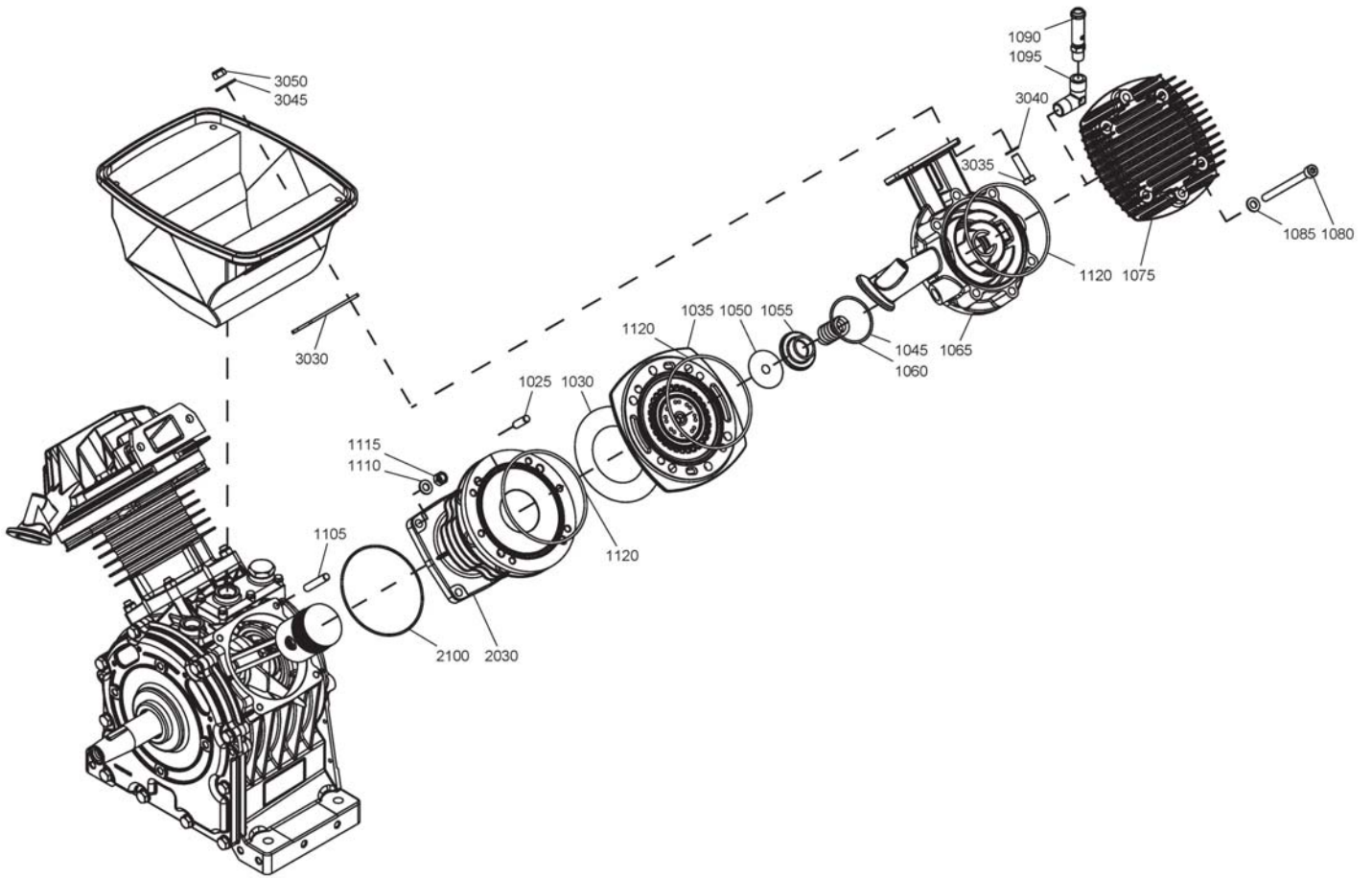


Block - Cylinders and valves - Low pressure side - LT 20

13

| Ref. | Part number | Qty | Name | Remarks |
|------|--------------|-----|---------------|---------|
| 1005 | 1503 0376 00 | 1 | Cylinder | |
| 1010 | 0101 1366 00 | 4 | Pin | |
| 1020 | 1503 0532 00 | AR | O-ring cord | |
| 1025 | 1503 0159 00 | 1 | Suction disc | |
| 1030 | 1503 0017 00 | 1 | Valve seat | |
| 1035 | 0101 4260 00 | 1 | Pin | |
| 1040 | 1503 0160 00 | 1 | Delivery disk | |
| 1045 | 1503 1231 00 | 1 | Valve guard | |
| 1050 | 1503 0166 00 | 1 | Spring | |
| 1055 | 0663 9812 00 | 1 | O-ring | |
| 1060 | 1503 1226 00 | 1 | Cap | |
| 1065 | 1503 1323 00 | 1 | Radial seal | |
| 1070 | 1503 1227 00 | 1 | Cap | |
| 1075 | 1503 0532 00 | AR | O-ring cord | |
| 1080 | 1503 1229 00 | 1 | Cover | |
| 1085 | 0653 9038 00 | 1 | Flat gasket | |
| 1090 | 0686 4201 03 | 1 | Plug | |
| 1095 | 0147 1384 03 | 8 | Screw | |
| 1100 | 0301 2344 00 | 16 | Washer | |
| 1105 | 0266 2111 00 | 8 | Nut | |
| 1145 | 0291 1110 00 | 2 | Locknut | |
| 1150 | 1503 0178 00 | 1 | Gasket | |
| 1155 | 1503 0198 00 | 1 | Joint | |
| 1160 | 1503 0211 00 | 2 | Washer | |
| 2090 | 0246 1246 02 | 4 | Stud | |
| 2095 | 0301 2344 00 | 4 | Washer | |
| 2100 | 0291 1111 00 | 4 | Locknut | |
| 3040 | 0147 1325 03 | 2 | Screw | |
| 3041 | 0300 8019 00 | 2 | Washer | |
| 3045 | 1503 0187 00 | 1 | Washer | |

14

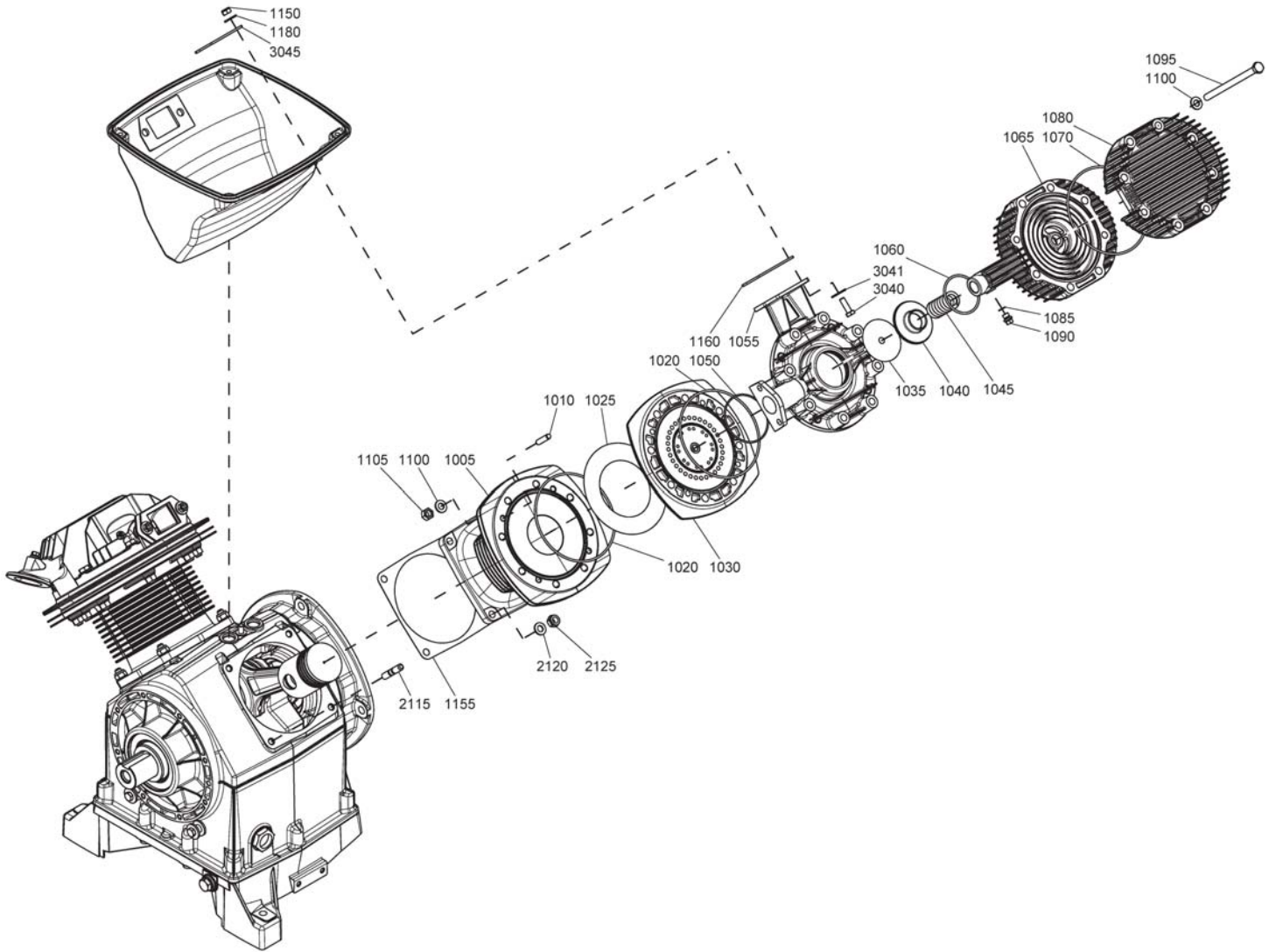


Block - Cylinders and valves - High pressure side - LT 2, LT 3, LT 5, LT 7, LT 10

14

| Ref. | Part number | Qty | Name | Remarks |
|------|--------------|-----|---------------|---------|
| 1025 | 0102 0951 45 | 4 | Pin | |
| 1030 | 1503 0155 00 | 1 | Suction disk | |
| 1035 | 1503 2866 00 | 1 | Valve seat | |
| 1045 | 0663 9832 00 | 1 | O-ring | |
| 1050 | 1503 0156 00 | 1 | Delivery disk | |
| 1055 | 1503 0076 00 | 1 | Valve guard | |
| 1060 | 1503 0165 00 | 1 | Spring | |
| 1065 | | 1 | Cylinder head | |
| | 1503 2878 00 | | LT 2 | |
| | 1503 2878 00 | | LT 3 | |
| | 1503 2878 00 | | LT 5 | |
| | 1503 2876 00 | | LT 7 | |
| | 1503 2876 00 | | LT 10 | |
| 1075 | 1503 2877 00 | 1 | Cover | |
| 1080 | 0211 1341 03 | 6 | Inbus bolt | |
| 1085 | 0301 2335 00 | 6 | Washer | |
| 1090 | 0830 1007 67 | 1 | Safety valve | |
| 1095 | 1503 2565 11 | 1 | Elbow | |
| 1105 | | 4 | Stud | |
| | 0246 1956 20 | | LT 2 | |
| | 0246 1956 20 | | LT 3 | |
| | 0246 1956 20 | | LT 5 | |
| | 0246 1956 21 | | LT 7 | |
| | 0246 1956 21 | | LT 10 | |
| 1110 | | 4 | Washer | |
| | 0301 2335 00 | | LT 2 | |
| | 0301 2335 00 | | LT 3 | |
| | 0301 2335 00 | | LT 5 | |
| | 0301 2344 00 | | LT 7 | |
| | 0301 2344 00 | | LT 10 | |
| 1115 | | 4 | Locknut | |
| | 0291 1110 00 | | LT 2 | |
| | 0291 1110 00 | | LT 3 | |
| | 0291 1110 00 | | LT 5 | |
| | 0291 1111 00 | | LT 7 | |
| | 0291 1111 00 | | LT 10 | |
| 1120 | 0663 2109 05 | 3 | O-ring | |
| 2030 | | 1 | Cylinder | |
| | 1503 2935 00 | | LT 2 | |
| | 1503 2935 00 | | LT 3 | |
| | 1503 2935 00 | | LT 5 | |
| | 1503 2936 00 | | LT 7 | |
| | 1503 2936 00 | | LT 10 | |
| 2100 | | 1 | O-ring | |
| | 0663 2101 03 | | LT 2 | |
| | 0663 2101 03 | | LT 3 | |
| | 0663 2101 03 | | LT 5 | |
| | 0663 2109 29 | | LT 7 | |
| | 0663 2109 29 | | LT 10 | |
| 3030 | 1503 2953 00 | 1 | Gasket | |
| 3035 | 0147 1326 03 | 2 | Hexagon bolt | |
| 3040 | 0301 2335 00 | 2 | Washer | |
| 3045 | 0300 8019 00 | 2 | Washer | |
| 3050 | 0291 1110 00 | 2 | Lock nut | |

15

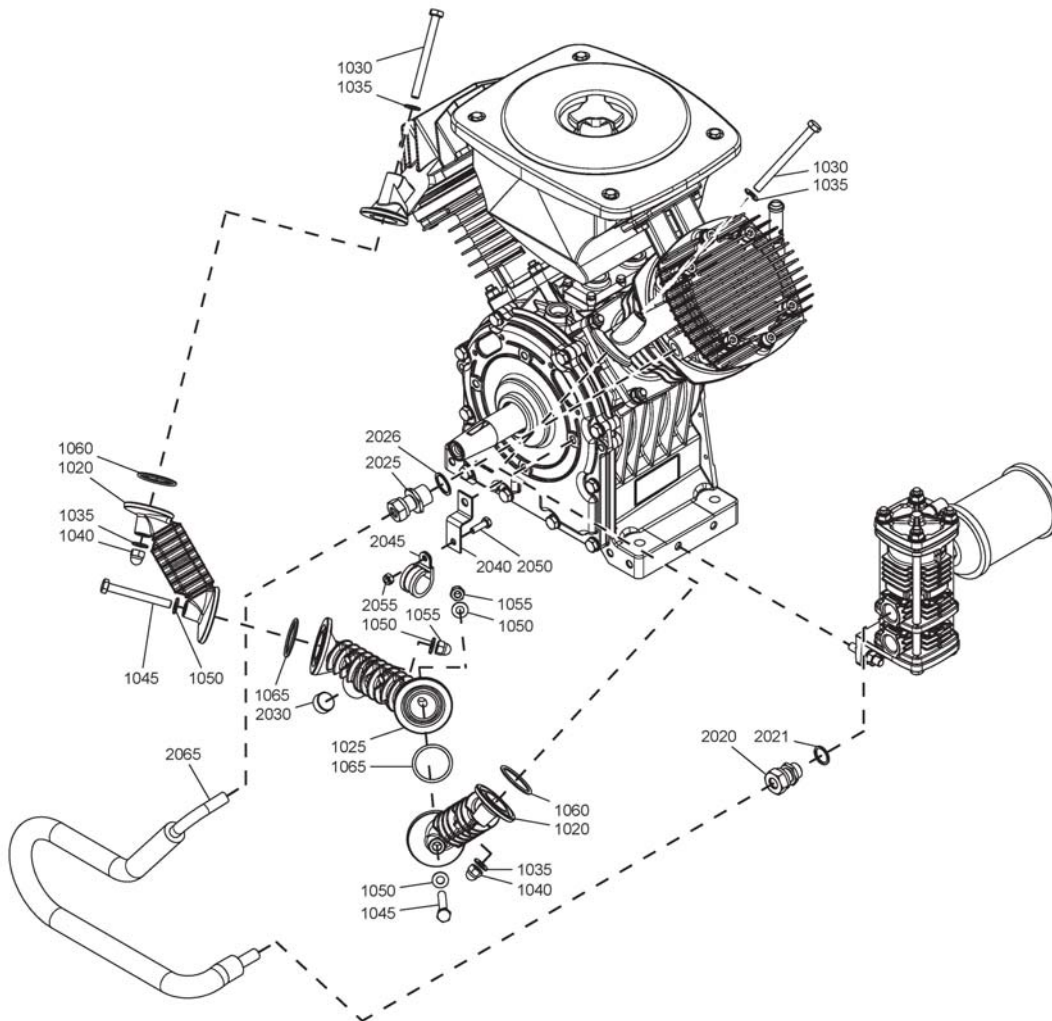


Block - Cylinders and valves - High pressure side - LT 15, LT 20

15

| Ref. | Part number | Qty | Name | Remarks |
|------|--------------|-----|---------------|---------|
| 1005 | 1503 0377 00 | 1 | Cylinder | |
| 1010 | 0101 1366 00 | 4 | Pin | |
| 1020 | 1503 2977 00 | AR | O-ring cord | |
| 1025 | 1503 0157 00 | 1 | Suction disk | |
| 1030 | 1503 0028 00 | 1 | Valve seat | |
| 1035 | 1503 0158 00 | 1 | Delivery disk | |
| 1040 | 1503 0075 00 | 1 | Guard | |
| 1045 | 1503 0166 00 | 1 | Spring | |
| 1050 | | 1 | O-ring | |
| | 0663 2114 43 | | LT 15 | |
| | 1503 1236 00 | | LT 20 | |
| 1055 | 1503 0329 00 | 1 | Cap | |
| 1060 | 0663 7136 00 | 1 | O-ring | |
| 1065 | 1503 0330 00 | 1 | Outlet cap | |
| 1070 | 1503 2977 00 | AR | O-ring cord | |
| 1080 | 1503 0331 00 | 1 | Cover | |
| 1085 | 0653 9038 00 | 1 | Flat gasket | |
| 1090 | 0686 4201 03 | 1 | Plug | |
| 1095 | 0147 1384 03 | 8 | Screw | |
| 1100 | 0301 2344 00 | 16 | Washer | |
| 1105 | 0266 2111 00 | 8 | Nut | |
| 1150 | | 2 | Locknut | |
| | 0291 1110 00 | | LT 15 | |
| | 0291 1111 00 | | LT 20 | |
| 1155 | 1503 0178 00 | 1 | Gasket | |
| 1160 | 1503 0198 00 | 1 | Joint | |
| 1180 | 1503 0211 00 | 2 | Washer | |
| 2115 | 0246 1246 02 | 4 | Stud | |
| 2120 | 0301 2344 00 | 4 | Washer | |
| 2125 | 0291 1111 00 | 4 | Locknut | |
| 3040 | 0147 1325 03 | 2 | Screw | |
| 3041 | 0300 8019 00 | 2 | Washer | |
| 3045 | 1503 0187 00 | 1 | Washer | |

16

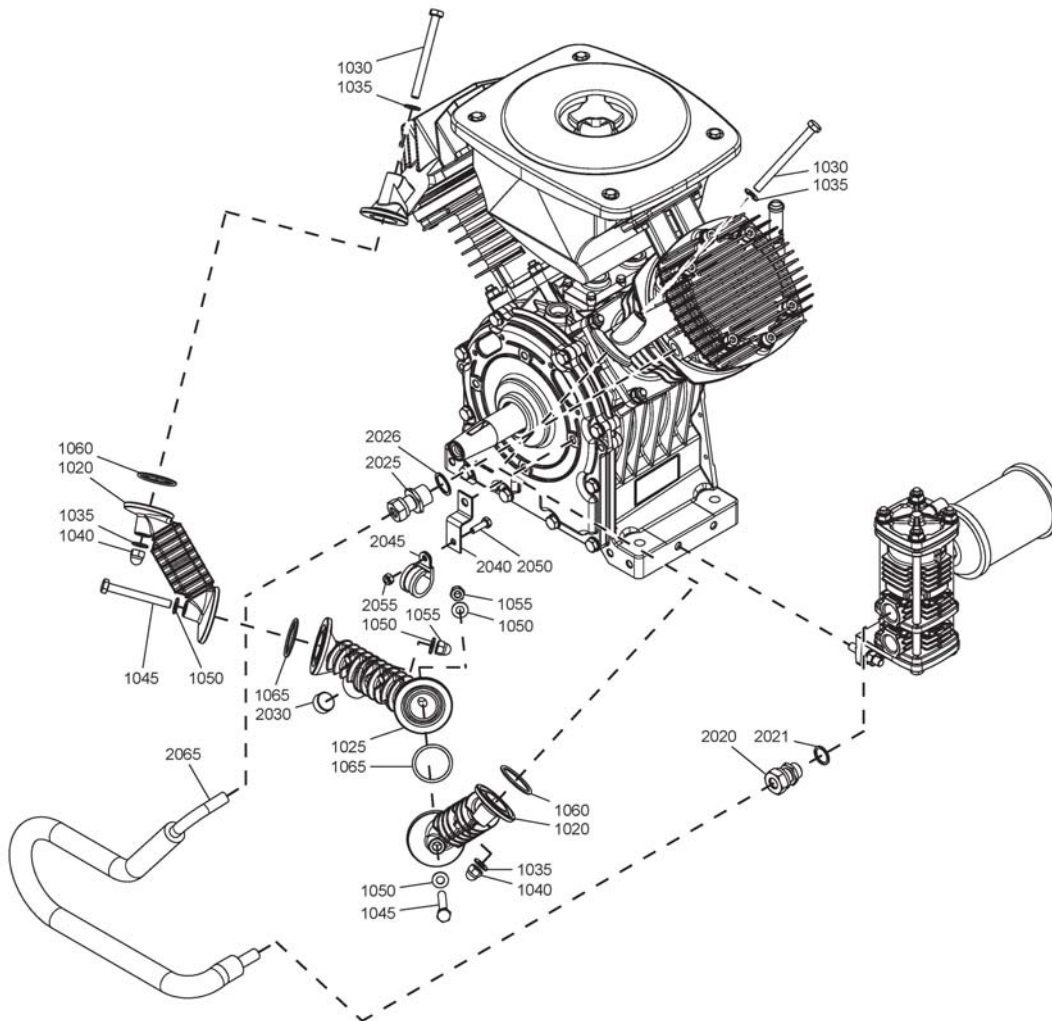


Block - Cooling system - LT 2, LT 3, LT 5, LT 7, LT 10

16

| Ref. | Part number | Qty | Name | Remarks |
|------|--------------|-----|---------------|---------|
| 1020 | 1503 2854 00 | 2 | Pipe | |
| | 1503 2854 00 | | LT 2 | |
| | 1503 2854 00 | | LT 3 | |
| | 1503 2854 00 | | LT 5 | |
| | 1503 2855 00 | | LT 7 | |
| | 1503 2855 00 | | LT 10 | |
| 1025 | 1503 2853 00 | 1 | Pipe | |
| 1030 | | 2 | Hexagon bolt | |
| | 0147 1338 03 | | LT 2 | |
| | 0147 1338 03 | | LT 3 | |
| | 0147 1338 03 | | LT 5 | |
| | 0147 1961 76 | | LT 7 | |
| | 0147 1961 76 | | LT 10 | |
| 1035 | 1503 0210 00 | 4 | Washer | |
| 1040 | 0277 1310 00 | 2 | Cap nut | |
| 1045 | | 2 | Hexagon bolt | |
| | 0147 1334 03 | | LT 2 | |
| | 0147 1334 03 | | LT 3 | |
| | 0147 1334 03 | | LT 5 | |
| | 0147 1335 03 | | LT 7 | |
| | 0147 1335 03 | | LT 10 | |
| 1050 | 1503 0210 00 | 4 | Washer | |
| 1055 | 0277 1310 00 | 2 | Nut | |
| 1060 | | 2 | O-ring | |
| | 0663 3132 00 | | LT 2 | |
| | 0663 3132 00 | | LT 3 | |
| | 0663 3132 00 | | LT 5 | |
| | 0663 3135 00 | | LT 7 | |
| | 0663 3135 00 | | LT 10 | |
| 1065 | 0663 3132 00 | 2 | O-ring | |
| 2020 | | 1 | Pipe coupling | |
| | 0581 0000 37 | | LT 2 | |
| | 0581 0000 37 | | LT 3 | |
| | 0581 0000 37 | | LT 5 | |
| | 0581 0000 76 | | LT 7 | |
| | 0581 0000 76 | | LT 10 | |
| 2021 | 0653 9098 00 | 1 | Gasket | |
| 2025 | | 1 | Pipe coupling | |
| | 0581 0062 01 | | LT 2 | |
| | 0581 0062 01 | | LT 3 | |
| | 0581 0062 01 | | LT 5 | |
| | 0581 0000 76 | | LT 7 | |
| | 0581 0000 76 | | LT 10 | |
| 2026 | | 1 | Gasket | |
| | 0653 9078 00 | | LT 2 | |
| | 0653 9078 00 | | LT 3 | |
| | 0653 9078 00 | | LT 5 | |
| | 0653 9098 00 | | LT 7 | |
| | 0653 9098 00 | | LT 10 | |
| 2030 | 0686 6132 00 | 1 | Plug | |
| 2040 | | 1 | Support | |
| | 1503 3047 00 | | LT 5 | |
| | 1503 3047 00 | | LT 7 | |
| | 1503 3047 00 | | LT 10 | |

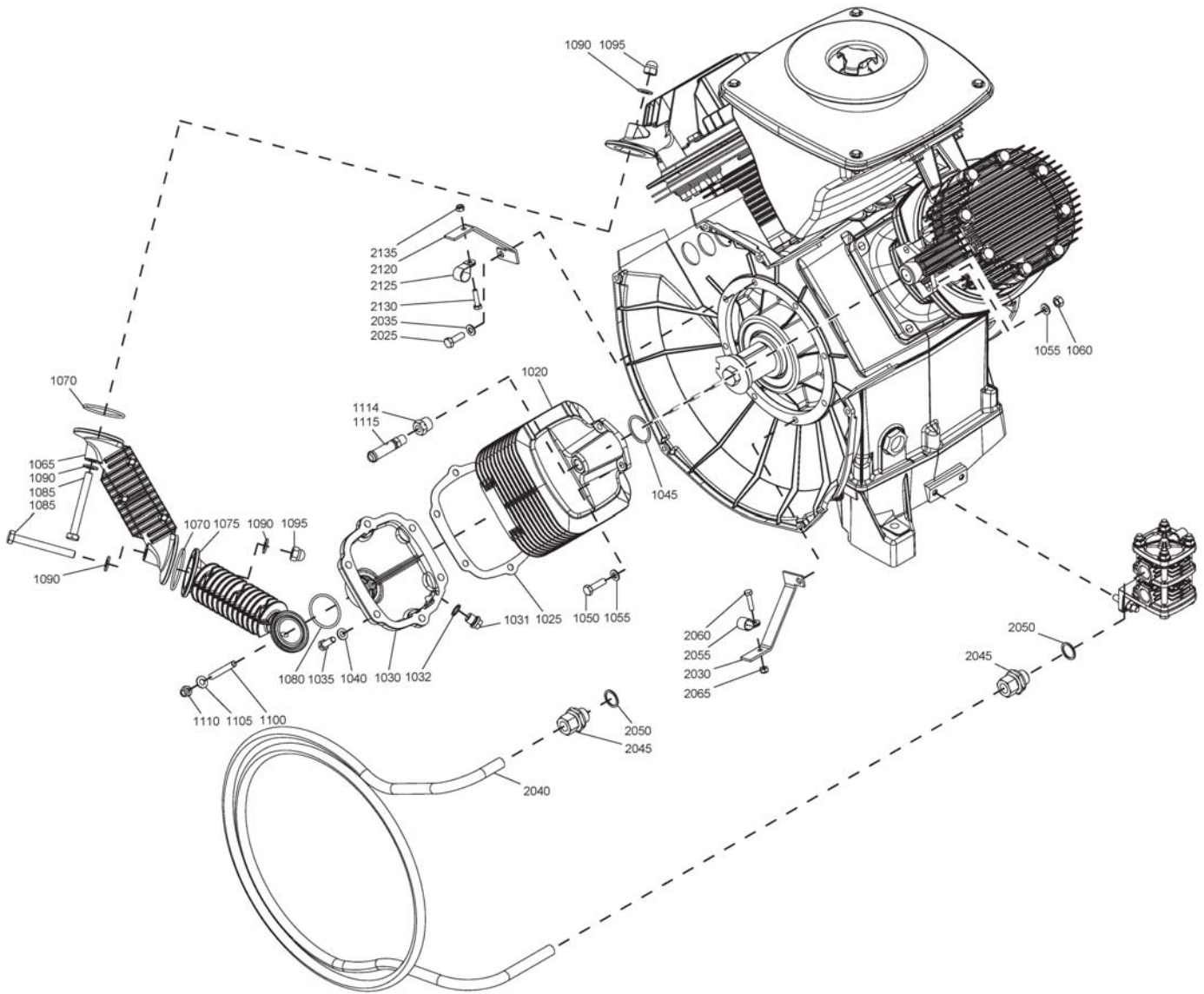
16



Block - Cooling system - LT 2, LT 3, LT 5, LT 7, LT 10**16**

| Ref. | Part number | Qty | Name | Remarks |
|------|--------------|-----|--------|---------|
| 2045 | | 1 | Clamp | |
| | 0346 1000 20 | | LT 5 | |
| | 0346 1000 20 | | LT 7 | |
| | 0346 1000 20 | | LT 10 | |
| 2050 | | 1 | Bolt | |
| | 0147 1247 03 | | LT 5 | |
| | 0147 1247 03 | | LT 7 | |
| | 0147 1247 03 | | LT 10 | |
| 2055 | | 1 | Nut | |
| | 0291 1108 00 | | LT 5 | |
| | 0291 1108 00 | | LT 7 | |
| | 0291 1108 00 | | LT 10 | |
| 2065 | | 1 | Cooler | |
| | 1503 2885 00 | | LT 2 | |
| | 1503 2885 00 | | LT 3 | |
| | 1503 2862 00 | | LT 5 | |
| | 1503 2863 00 | | LT 7 | |
| | 1503 2863 00 | | LT 10 | |

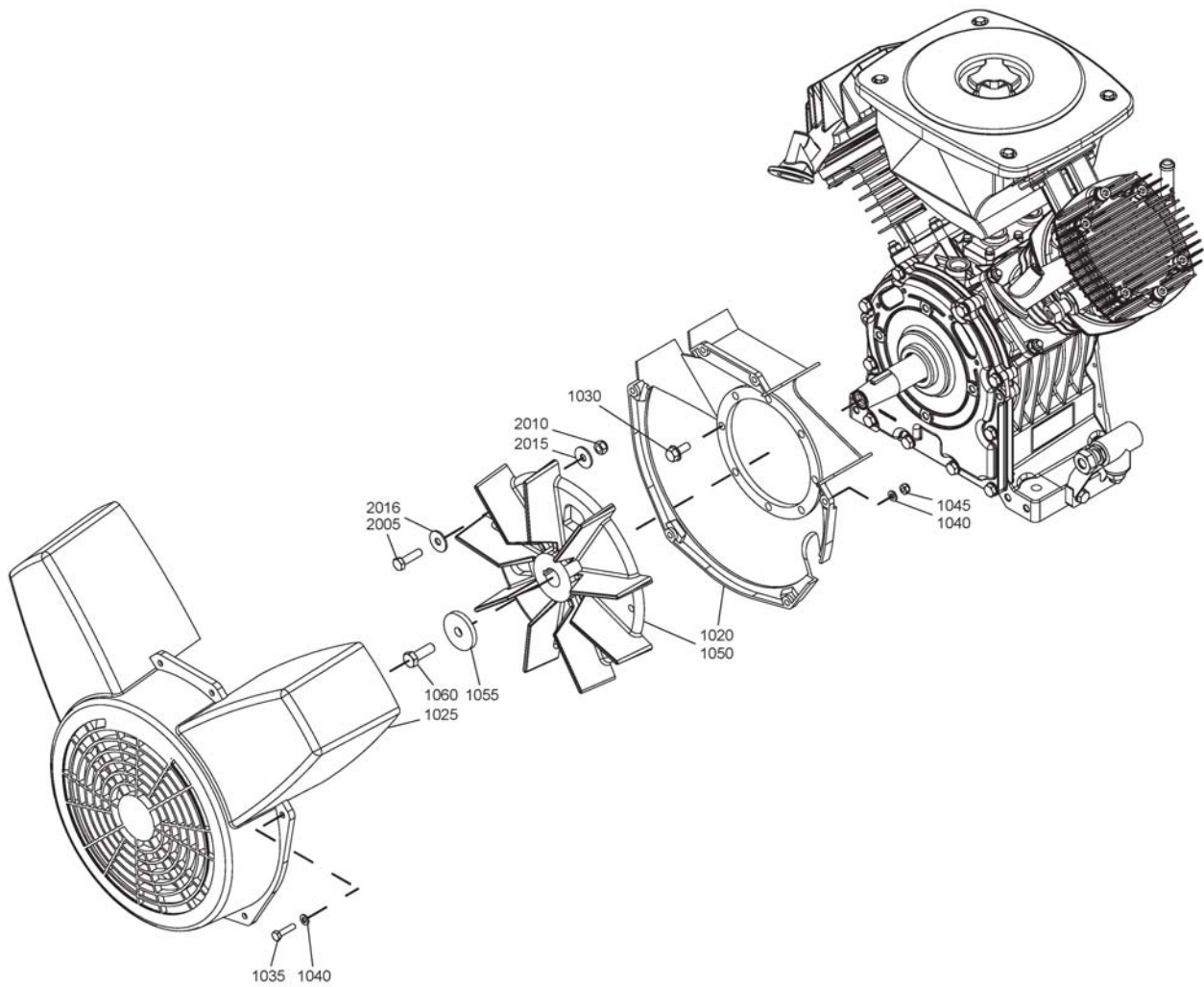
17



Block - Cooling system - LT 15, LT 20**17**

| Ref. | Part number | Qty | Name | Remarks |
|------|--------------|-----|------------------|---------|
| 1020 | 1503 0332 00 | 1 | Pulsation damper | |
| 1025 | 1503 0169 00 | 1 | Gasket | |
| 1030 | 1503 0011 00 | 1 | Cover | |
| 1031 | 0686 3716 01 | 1 | Plug | |
| 1035 | 0147 1325 03 | 6 | Screw | |
| 1040 | 0301 2335 00 | 6 | Washer | |
| 1050 | 0147 1326 03 | 2 | Hexagon bolt | |
| 1055 | 0301 2335 00 | 4 | Washer | |
| 1060 | 0266 2110 00 | 2 | Nut | |
| 1065 | 1503 0002 01 | 1 | Pipe | |
| 1075 | 1503 0012 00 | 1 | Pipe | |
| 1085 | 0147 1375 03 | 2 | Hexagon bolt | |
| 1095 | 0277 1311 00 | 2 | Cap nut | |
| 1100 | 0246 1208 02 | 1 | Stud | |
| 1110 | 0277 1310 00 | 1 | Cap nut | |
| 1114 | 0605 8300 05 | 1 | Bushing | |
| 1115 | 0830 1007 67 | 1 | Safety valve | |
| 2025 | 0147 1325 03 | 8 | Screw | |
| 2030 | 1503 2615 00 | 1 | Support | |
| 2035 | 0301 2335 00 | 7 | Washer | |
| 2040 | 1503 0324 00 | 1 | Temp. reducer | |
| 2045 | 0580 0210 03 | 2 | Pipe coupling | |
| 2050 | 0653 9098 00 | 2 | Flat gasket | |
| 2055 | 0346 1000 08 | 1 | Pipe clamp | |
| 2060 | 0147 1249 03 | 1 | Hexagon bolt | |
| 2065 | 0291 1108 00 | 1 | Locknut | |
| 2120 | 1503 2615 00 | 1 | Support | |
| 2125 | 0346 1000 09 | 1 | Pipe clamp | |
| 2130 | 0147 1249 03 | 1 | Hexagon bolt | |
| 2135 | 0291 1108 00 | 1 | Locknut | |

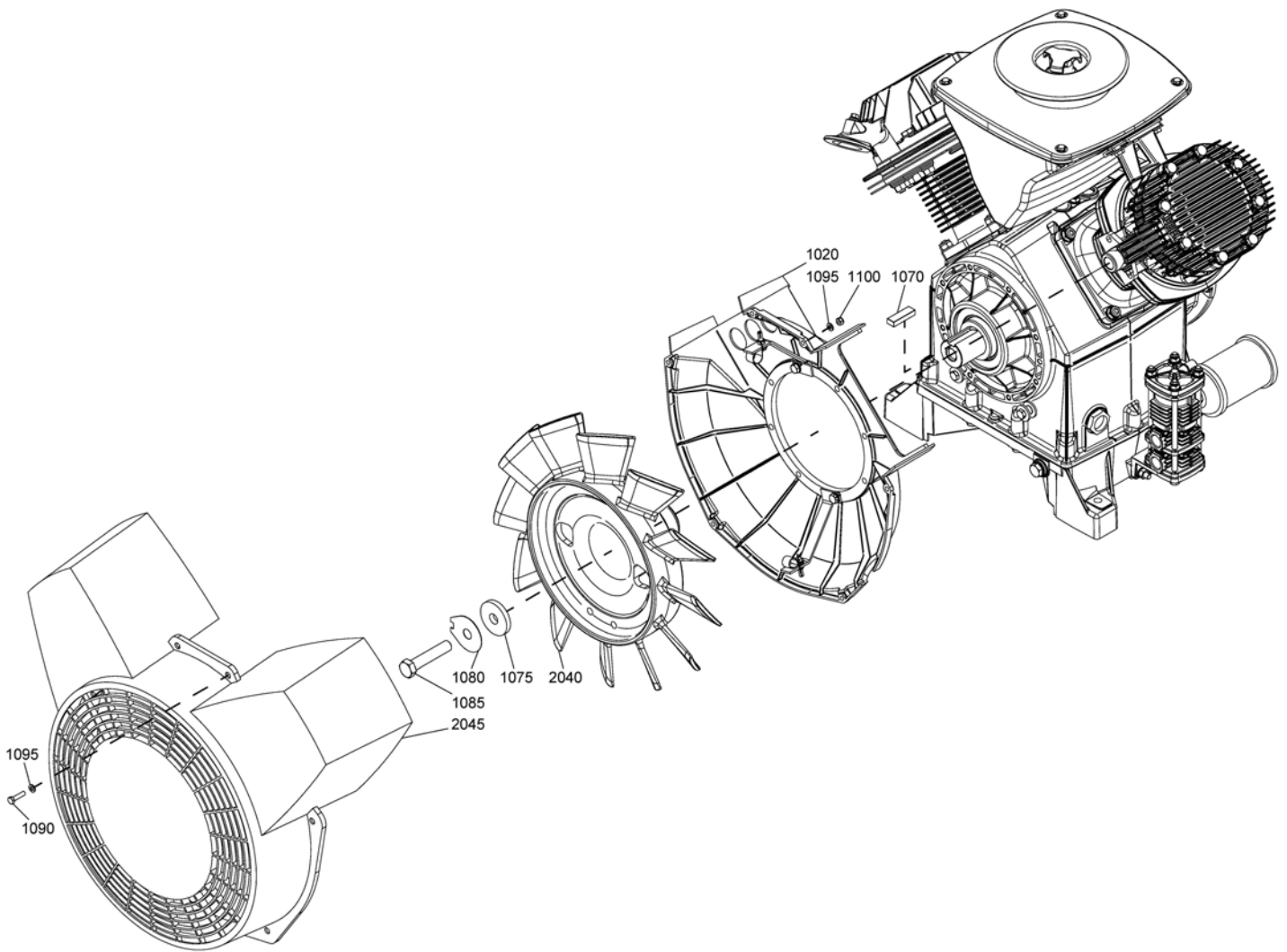
18



Block - Fan assembly - LT 2, LT 3, LT 5, LT 7, LT 10
18

| Ref. | Part number | Qty | Name | Remarks |
|------|--------------|-----|--------------|---------|
| 1020 | | 1 | Housing | |
| | 1503 2859 00 | | LT 2 | |
| | 1503 2859 00 | | LT 3 | |
| | 1503 2859 00 | | LT 5 | |
| | 1503 2860 00 | | LT 7 | |
| | 1503 2860 00 | | LT 10 | |
| 1025 | | 1 | Fan housing | |
| | 1503 2893 00 | | LT 2 | |
| | 1503 2893 00 | | LT 3 | |
| | 1503 2893 00 | | LT 5 | |
| | 1503 2892 00 | | LT 7 | |
| | 1503 2892 00 | | LT 10 | |
| 1030 | 0226 0300 43 | 8 | Screw | |
| 1035 | 0147 1249 03 | 6 | Hexagon bolt | |
| 1040 | 0301 2321 00 | 12 | Washer | |
| 1045 | 0291 1108 00 | 6 | Locknut | |
| 1050 | | 1 | Fan | |
| | 1503 2869 00 | | LT 2 | |
| | 1503 2869 00 | | LT 3 | |
| | 1503 2869 00 | | LT 5 | |
| | 1503 2868 00 | | LT 7 | |
| | 1503 2868 00 | | LT 10 | |
| 1055 | 1503 3033 00 | 1 | Washer | |
| 1060 | 0147 1363 03 | 1 | Screw | |
| 2005 | | 1 | Bolt | |
| | 0147 1326 03 | | LT 5 | |
| | 0147 1326 03 | | LT 10 | |
| 2010 | | 1 | Nut | |
| | 0291 1110 00 | | LT 5 | |
| | 0291 1110 00 | | LT 10 | |
| 2015 | | 1 | Washer | |
| | 0300 8019 00 | | LT 5 | |
| | 0300 8019 00 | | LT 10 | |
| 2016 | | 1 | Washer | |
| | 0300 8019 00 | | LT 5 | |
| | 0300 8019 00 | | LT 10 | |

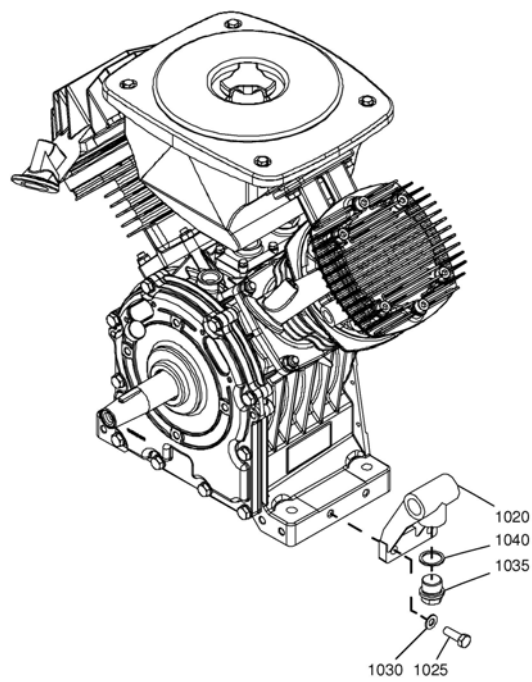
19



Block - Fan assembly - LT 15, LT 20**19**

| Ref. | Part number | Qty | Name | Remarks |
|------|--------------|-----|--------------|---------|
| 1020 | | 1 | Housing | |
| | 1503 0300 00 | | LT 15 | |
| | 1503 0300 00 | | LT 20 | |
| 1070 | 0337 5229 00 | 1 | Parallel key | |
| 1075 | 1503 0207 00 | 1 | Washer | |
| 1080 | 1503 2395 00 | 1 | Lock washer | |
| 1085 | 0147 1485 03 | 1 | Hexagon bolt | |
| 1090 | 0147 1249 03 | 6 | Hexagon bolt | |
| 1095 | 0301 2321 00 | 12 | Washer | |
| 1100 | 0291 1108 00 | 6 | Locknut | |
| 2040 | | 1 | Fan | |
| | 1503 2398 00 | | LT 15 | |
| | 1503 2398 00 | | LT 20 | |
| 2045 | | 1 | Fan housing | |
| | 1503 0297 00 | | LT 15 | |
| | 1503 1150 00 | | LT 20 | |

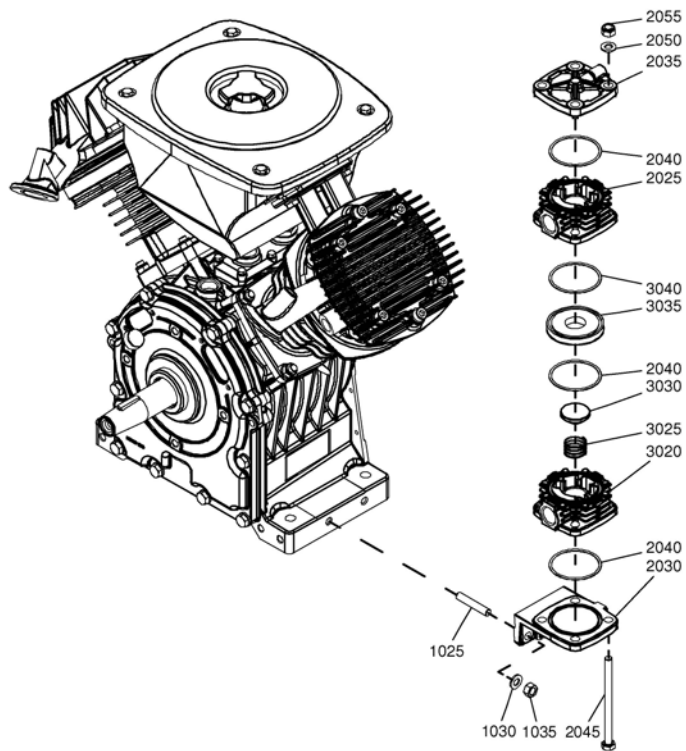
20



Block - Regulating - Simplified connection**20**

| Ref. | Part number | Qty | Name | Remarks |
|------|-----------------|-----|--------------|---------|
| 1020 | 1503 2347 00 | 1 | Connection | |
| 1025 | 0147 1325 03 | 2 | Screw | |
| 1030 | 0301 2335 00 | 2 | Washer | |
| 1035 | 0686 3716 02 | 1 | Hexagon plug | |
| 1040 | 0653 9098 00 | 1 | Gasket | |
| | 2235 1542 00 | 1 | Check valve | 1) |
| 1) | Delivered loose | | | |

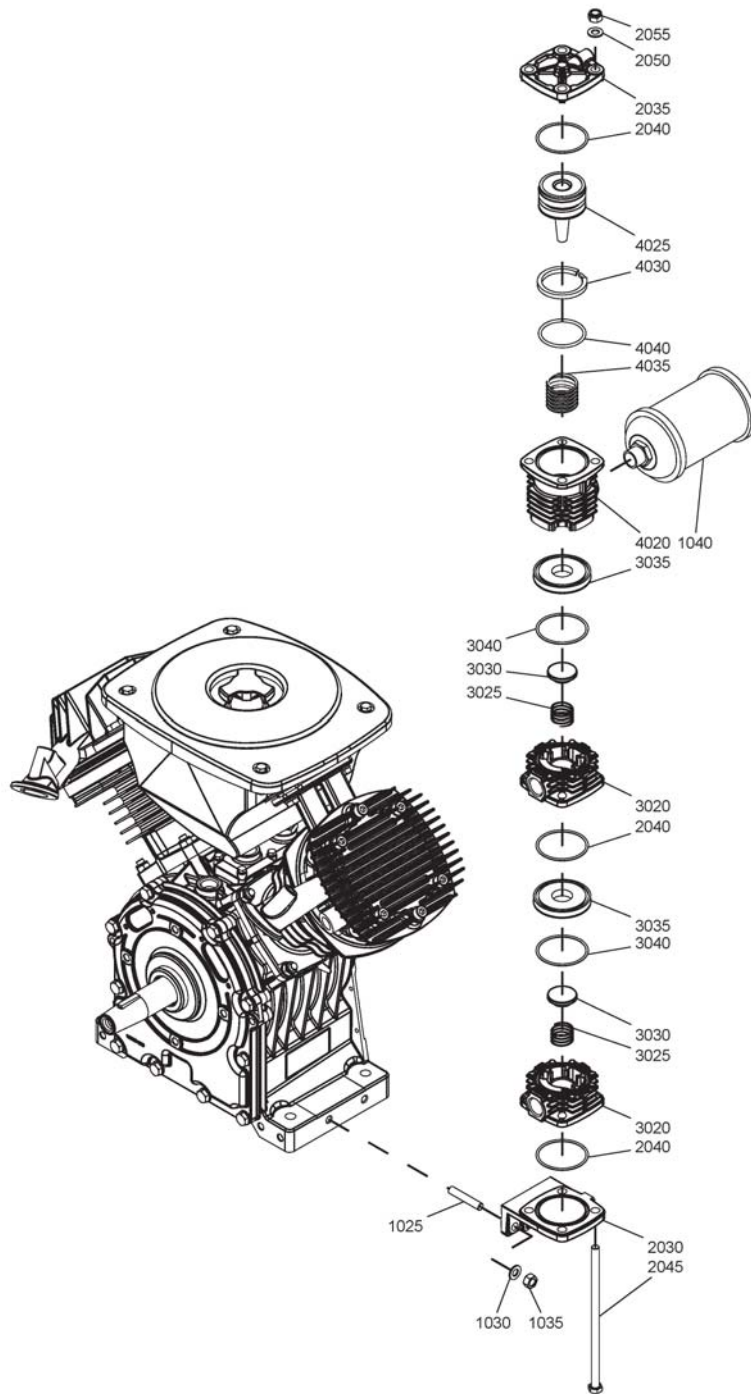
21



Block - Regulating - Check valve**21**

| Ref. | Part number | Qty | Name | Remarks |
|------|--------------|-----|--------------|---------|
| 1025 | 0246 1956 20 | 2 | Screwed stud | |
| 1030 | 0301 2335 00 | 2 | Washer | |
| 1035 | 0266 2110 00 | 2 | Nut | |
| 2025 | 1503 2731 00 | 1 | Valve guard | |
| 2030 | 1503 2520 00 | 1 | Support | |
| 2035 | 1503 2528 00 | 1 | Cover | |
| 2040 | 0663 9832 00 | 3 | O-ring | |
| 2045 | 0147 1342 03 | 4 | Hexagon bolt | |
| 2050 | 0301 2335 00 | 4 | Washer | |
| 2055 | 0291 1110 00 | 4 | Locknut | |
| 3020 | 1503 2731 00 | 1 | Valve guard | |
| 3025 | 1503 2522 00 | 1 | Spring | |
| 3030 | 1503 2732 00 | 1 | Valve disc | |
| 3035 | 1503 2524 00 | 1 | Valve seat | |
| 3040 | 0663 9832 00 | 1 | O-ring | |

22



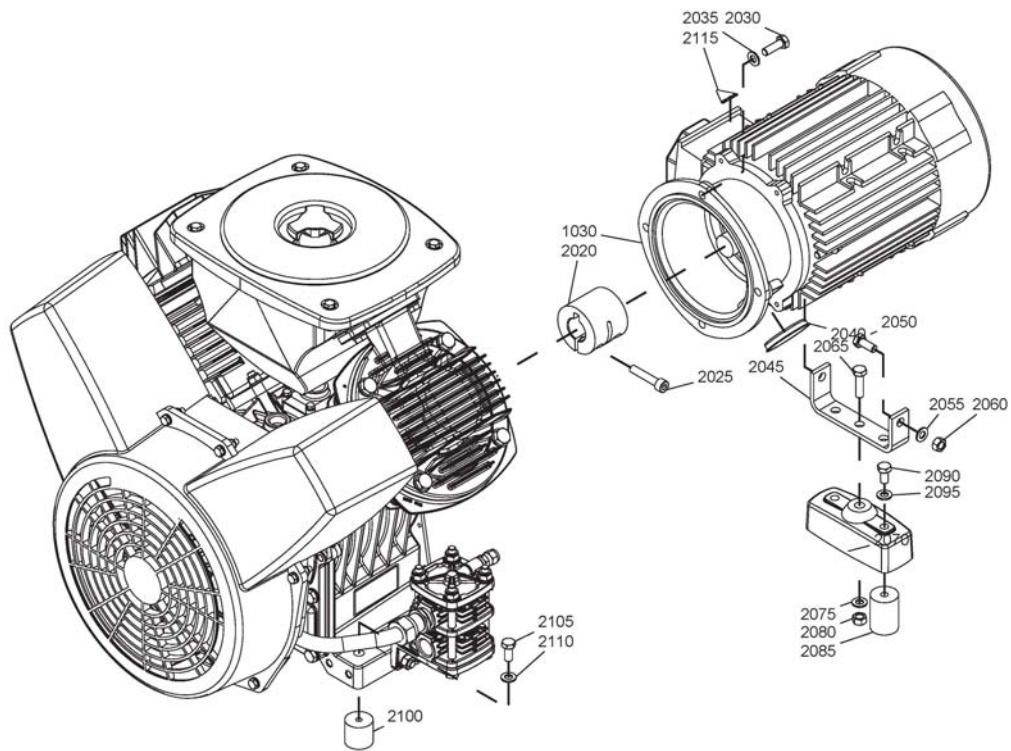
Block - Regulating - Unloading valve

22

| Ref. | Part number | Qty | Name | Remarks |
|-------------|---------------------|----------|-----------------|---------|
| 1025 | 0246 1956 20 | 2 | Screwed stud | |
| 1030 | 0301 2335 00 | 2 | Washer | |
| 1035 | 0266 2110 00 | 2 | Nut | |
| 1040 | | 1 | Muffler | |
| | 1503 2175 00 | | 10bar(e) | |
| | 1503 2419 00 | | 15bar(e) | |
| | 1503 2419 00 | | 20bar(e) | |
| | 1503 2419 00 | | 30bar(e) | |
| | | • 1 | Muffler element | 1) |
| 2030 | 1503 2520 00 | 1 | Support | |
| 2035 | 1503 2528 00 | 1 | Cover | |
| 2040 | 0663 9832 00 | 3 | O-ring | |
| 2045 | 0147 1958 31 | 4 | Hexagon bolt | |
| 2050 | 0301 2335 00 | 4 | Washer | |
| 2055 | 0291 1110 00 | 4 | Locknut | |
| 3020 | 1503 2731 00 | 1 | Valve guard | |
| 3025 | 1503 2522 00 | 1 | Spring | |
| 3030 | 1503 2732 00 | 1 | Valve disc | |
| 3035 | 1503 2524 00 | 1 | Valve seat | |
| 3040 | 0663 9832 00 | 1 | O-ring | |
| 4020 | 1503 2525 00 | 1 | Cylinder | |
| 4025 | 1503 2527 00 | 1 | Piston | |
| 4030 | 2235 1657 00 | 1 | Piston ring | |
| 4035 | 1503 2724 00 | 1 | Spring | |
| 4040 | 0663 3135 00 | 1 | O-ring | |

1) Part of **Filter kit**

23

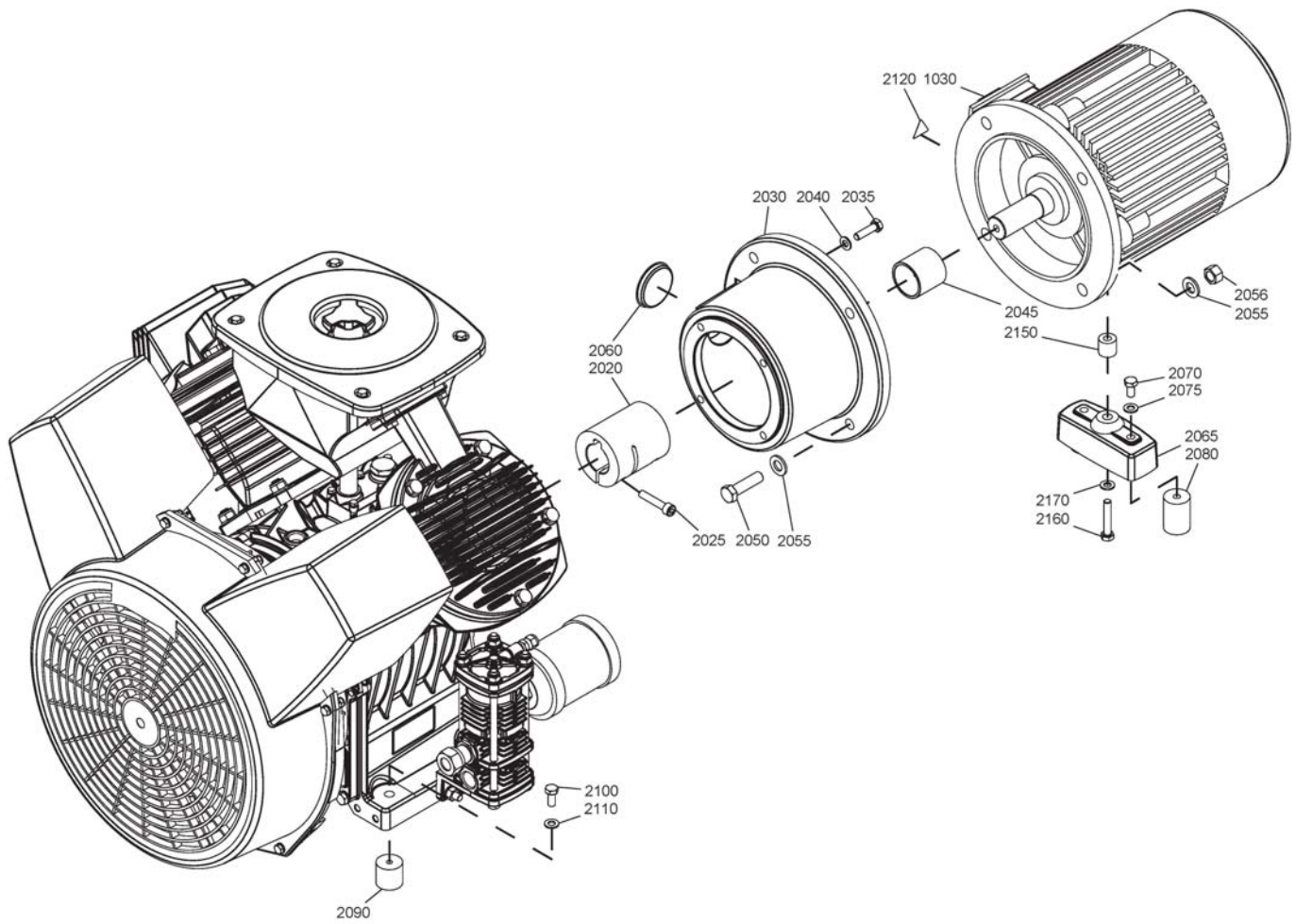


PowerPack - LE 2, LE 3, LE 5
23

| Ref. | Part number | Qty | Name | Remarks |
|------|--------------|-----|---------------|---------|
| 1030 | <<< >>> | 1 | Motor | 1) |
| 2020 | 1503 3182 00 | 1 | Coupling | |
| 2025 | 0211 1328 00 | 2 | Screw | |
| 2030 | 0147 1325 03 | 4 | Screw | |
| 2035 | 0301 2335 00 | 4 | Washer | |
| 2040 | 1503 0235 00 | 1 | Plug | |
| 2045 | | 1 | Motor support | |
| | 1503 2962 00 | | LT 5 | |
| 2050 | | 2 | Screw | |
| | 0147 1323 03 | | LT 5 | |
| 2055 | | 2 | Washer | |
| | 0301 2335 00 | | LT 5 | |
| 2060 | | 2 | Nut | |
| | 0266 2110 00 | | LT 5 | |
| 2065 | | 1 | Hexagon bolt | |
| | 0147 1326 03 | | LT 5 | |
| 2070 | | 1 | Housing | |
| | 1503 0073 00 | | LT 5 | |
| 2075 | | 1 | Washer | |
| | 0301 2335 00 | | LT 5 | |
| 2080 | | 1 | Nut | |
| | 0266 2110 00 | | LT 5 | |
| 2085 | | 2 | Damper | |
| | 1503 0204 00 | | LT 5 | |
| 2090 | | 2 | Hexagon bolt | |
| | 0147 1322 03 | | LT 5 | |
| 2095 | | 2 | Washer | |
| | 0301 2335 00 | | LT 5 | |
| 2100 | | 2 | Antivibr.pad | |
| | 1503 2960 00 | | LT 5 | |
| 2105 | | 2 | Hexagon bolt | |
| | 0147 1961 84 | | LT 5 | |
| 2110 | | 2 | Washer | |
| | 0301 2335 00 | | LT 5 | |
| 2115 | 1088 1001 01 | 1 | Warning mark | |

1) See: Electrical components - Motor, Pressure switch and Solenoid valve

24



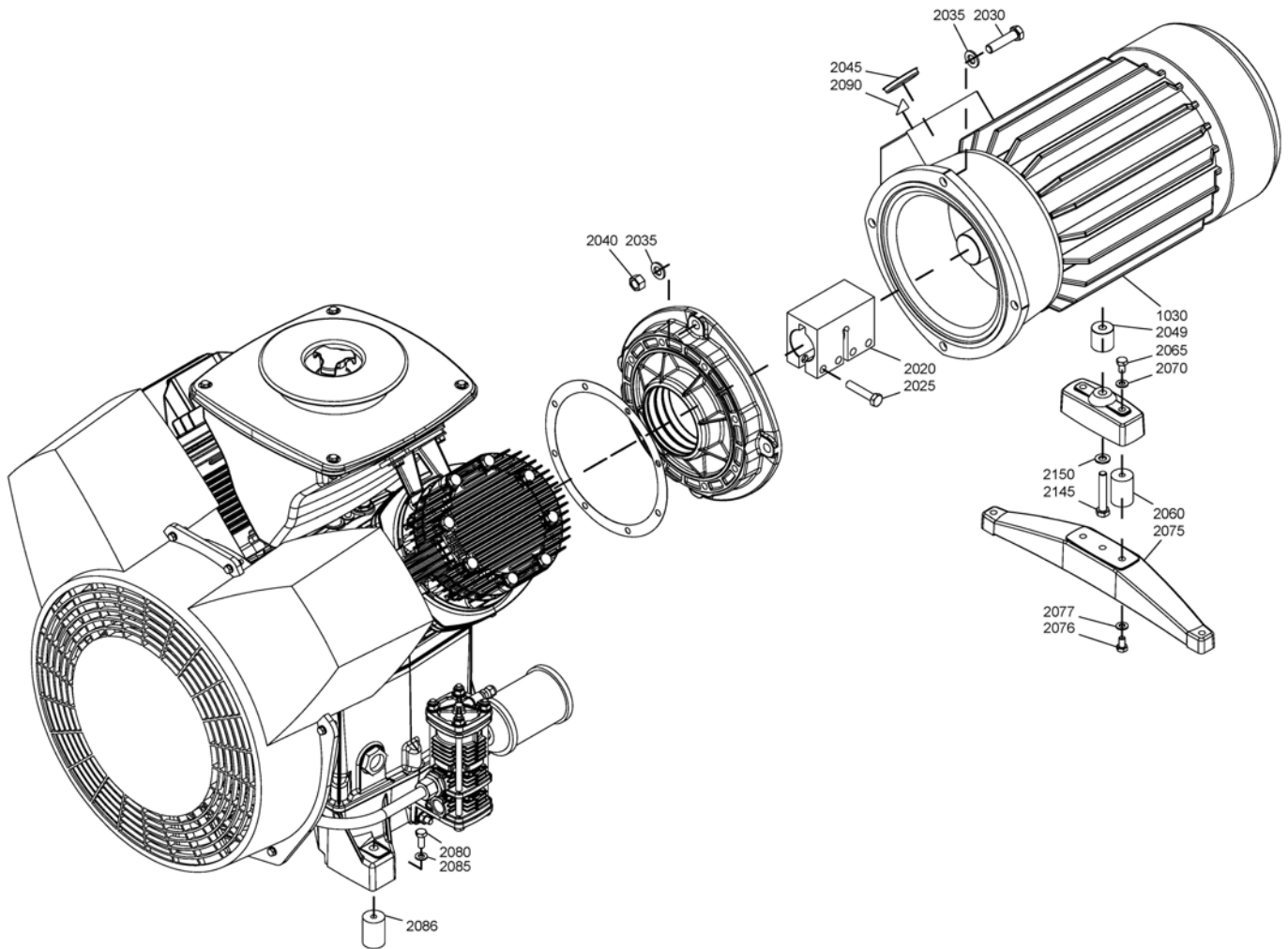
PowerPack - LT 7, LT 10

24

| Ref. | Part number | Qty | Name | Remarks |
|------|--------------|-----|------------------|---------|
| 1030 | <<< >>> | 1 | Motor | 1) |
| 2020 | | 1 | Coupling | |
| | 1503 3181 00 | | LT 7 | |
| | 1503 3180 00 | | LT 10 | |
| 2025 | 0211 1328 00 | 2 | Screw | |
| 2030 | 1503 2871 00 | 1 | Coupling housing | |
| 2035 | 0147 1326 03 | 4 | Hexagon bolt | |
| 2040 | 0301 2335 00 | 4 | Washer | |
| 2045 | | 1 | Bushing | |
| | 1503 2959 00 | | LT 10 | |
| 2050 | | 4 | Hexagon bolt | |
| | 0147 1404 03 | | LT 10 | |
| 2055 | 0301 2358 00 | 8 | Washer | |
| 2056 | 0266 2112 00 | 4 | Nut | |
| 2060 | 1503 0235 00 | 1 | Plug | |
| 2065 | 1503 0073 00 | 1 | Housing | |
| 2070 | 0147 1322 03 | 2 | Hexagon bolt | |
| 2075 | 0301 2335 00 | 2 | Washer | |
| 2080 | 1503 0204 00 | 2 | Damper | |
| 2090 | 1503 2960 00 | 2 | Antivibr.pad | |
| 2100 | 0147 1961 84 | 2 | Hexagon bolt | |
| 2110 | 0301 2335 00 | 2 | Washer | |
| 2120 | 1088 1001 01 | 1 | Warning mark | |
| 2150 | | 1 | Spacer | |
| | 1503 0605 00 | | LT 7 | |
| 2160 | | 1 | Screw | |
| | 0147 1329 03 | | LT 7 | |
| | 0147 1363 03 | | LT 10 | |
| 2170 | | 1 | Washer | |
| | 0301 2335 00 | | LT 7 | |
| | 0301 2344 00 | | LT 10 | |

1) See: Electrical components - Motor, Pressure switch and Solenoid valve

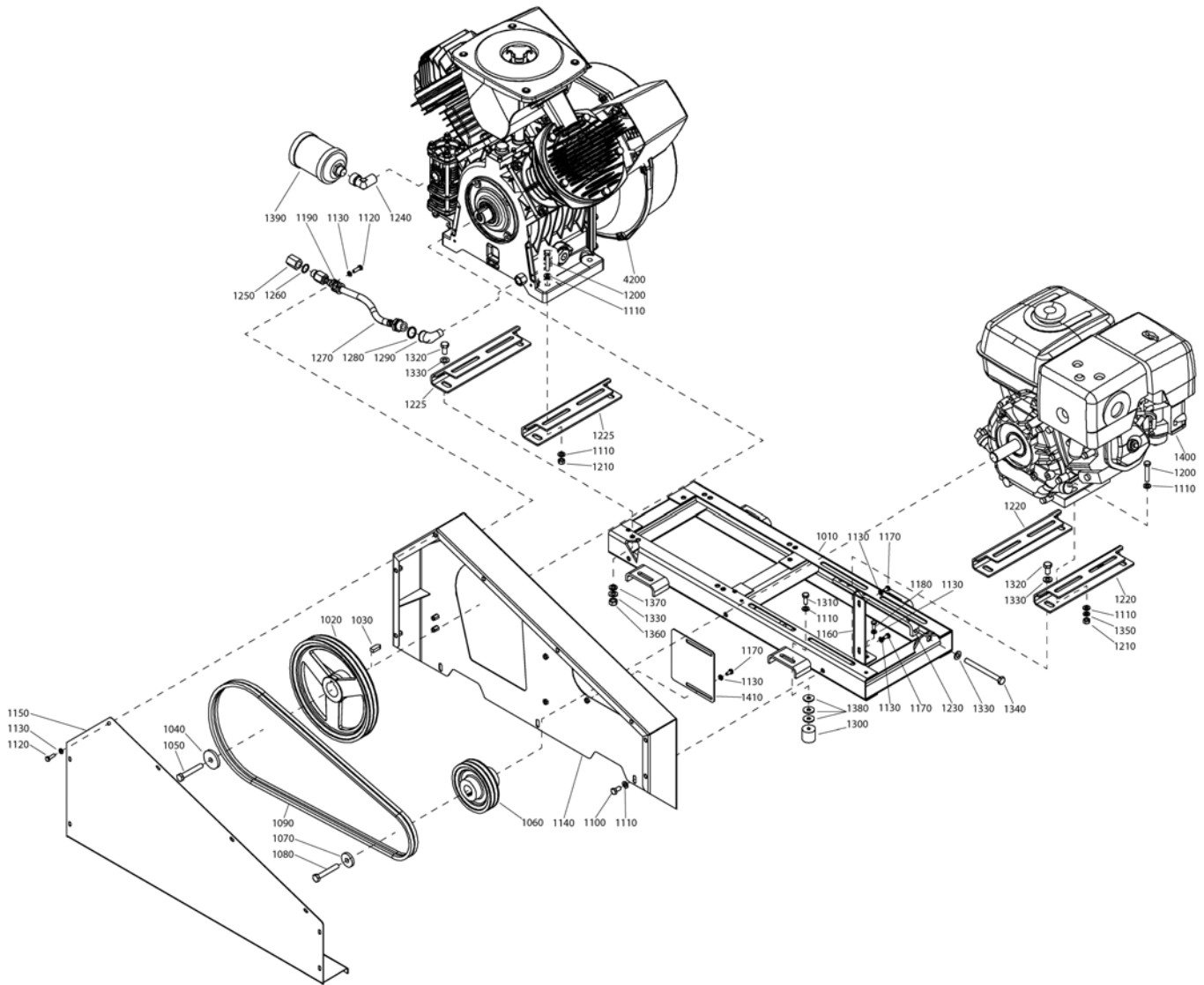
25



PowerPack - LT 15, LT 20
25

| Ref. | Part number | Qty | Name | Remarks |
|------|--------------|-----|---------------|---------|
| 1030 | <<< >>> | 1 | Motor | 1) |
| 2020 | 1503 0181 00 | 1 | Coupling | |
| 2025 | 0147 1367 03 | 4 | Hexagon bolt | |
| 2030 | 0147 1405 03 | 4 | Hexagon bolt | |
| 2035 | 0301 2358 00 | 8 | Washer | |
| 2040 | 0266 2112 00 | 4 | Nut | |
| 2045 | 1503 0235 00 | 2 | Plug | |
| 2049 | 1503 4004 00 | 1 | Spacer | |
| 2050 | 1503 0073 00 | 1 | Housing | |
| 2060 | 1503 0204 00 | 2 | Damper | |
| 2065 | 0147 1321 03 | 2 | Hexagon bolt | |
| 2070 | 0301 2335 00 | 2 | Washer | |
| 2075 | 1503 0072 00 | 1 | Foot | |
| 2076 | 0147 1321 03 | 2 | Hexagon bolt | |
| 2077 | 0301 2335 00 | 2 | Washer | |
| 2080 | 0147 1323 03 | 2 | Screw | |
| 2085 | 0301 2335 00 | 2 | Washer | |
| 2086 | 1503 0204 00 | 2 | Damper | |
| 2090 | 1088 1001 01 | 1 | Warning mark | |
| 2095 | 1612 4470 00 | 1 | Connection | |
| 2100 | 1503 2565 04 | 1 | Elbow | |
| 2105 | 1503 2564 04 | 1 | Nipple | |
| 2110 | 1503 2120 00 | 1 | Bushing | |
| 2115 | 0653 9038 00 | 1 | Flat gasket | |
| 2120 | 0581 0000 77 | 1 | Coupling | |
| 2130 | 0580 0202 03 | 1 | Pipe coupling | |
| 2135 | 0653 9038 00 | 1 | Flat gasket | |
| 2145 | 0147 1369 03 | 1 | Hexagon bolt | |
| 2150 | 0301 2344 00 | 1 | Washer | |

1) See: Electrical components - Motor, Pressure switch and Solenoid valve

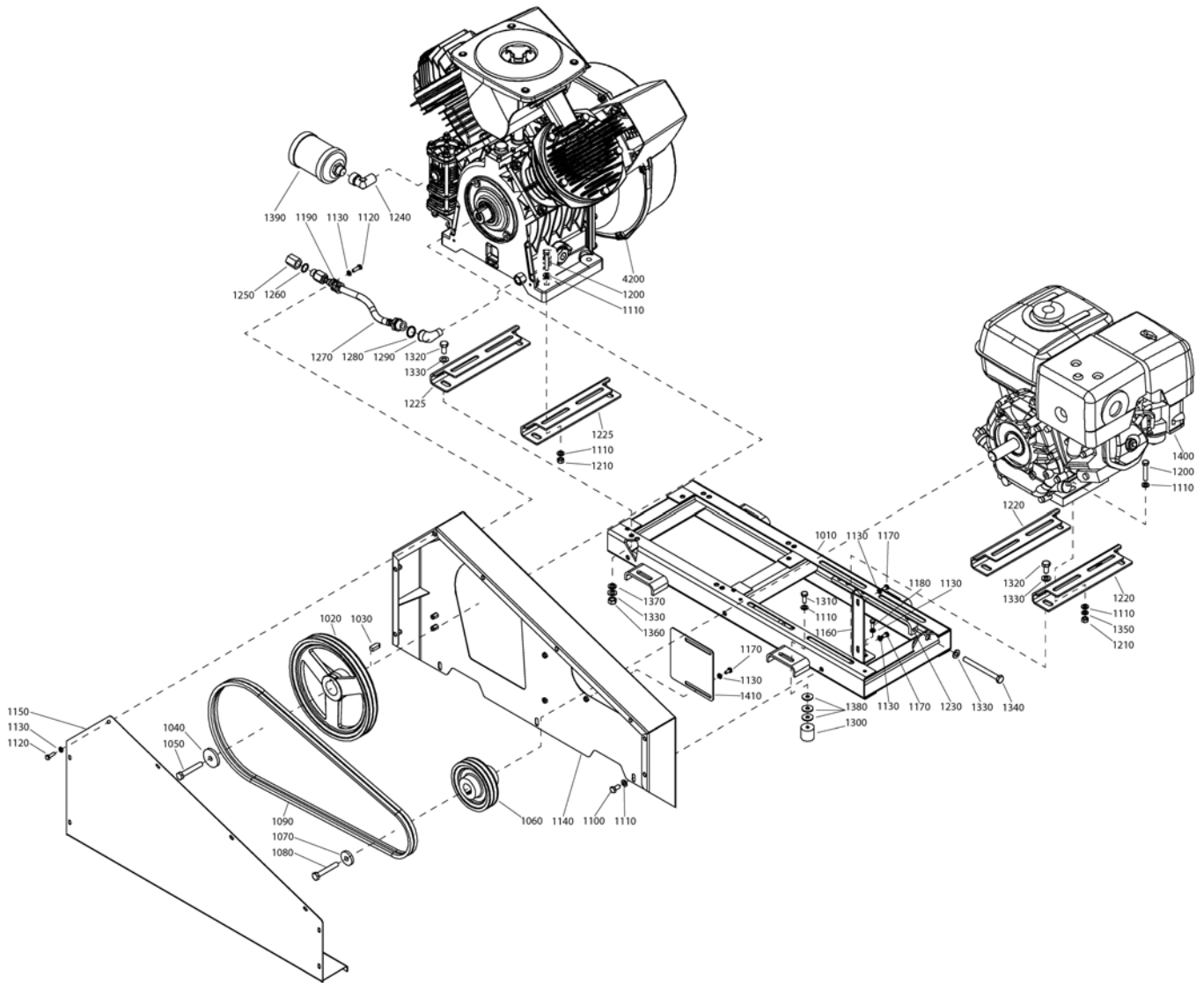


PowerPack - LT 3, LT 5, LT 7, LT 10 - Arrangement 2 - Petrol engine

26

| Ref. | Part number | Qty | Name | Remarks |
|------|--------------|-----|-------------|---------|
| 1010 | 1503 3054 00 | 1 | Frame | |
| 1020 | | 1 | Flywheel | |
| | 1503 0499 00 | | LT 3 | |
| | 1503 0499 00 | | LT 5 | |
| | 1503 0541 00 | | LT 7 | |
| | 1503 0541 00 | | LT 10 | |
| 1030 | | 1 | Key | |
| | 0337 0009 97 | | LT 3 | |
| | 0337 0009 97 | | LT 5 | |
| | 0337 0009 96 | | LT 7 | |
| | 0337 0009 96 | | LT 10 | |
| 1040 | 1503 3033 00 | 1 | Washer | |
| 1050 | | 1 | Bolt | |
| | 0147 1368 03 | | LT 3 | |
| | 0147 1368 03 | | LT 5 | |
| | 0147 1370 03 | | LT 7 | |
| | 0147 1370 03 | | LT 10 | |
| 1060 | | 1 | Pulley | |
| | 1503 8012 00 | | LT 3 | |
| | 1503 8013 00 | | LT 5 | |
| | 2235 0558 00 | | LT 7 | |
| | 2235 0558 00 | | LT 10 | |
| 1070 | | 1 | Washer | |
| | 2235 0630 00 | | LT 3 | |
| | 1503 0205 00 | | LT 5 | |
| | 1503 0205 00 | | LT 7 | |
| | 1503 0205 00 | | LT 10 | |
| 1080 | | 1 | Screw | |
| | 0144 4000 57 | | LT 3 | |
| | 2235 0560 00 | | LT 5 | |
| | 2235 0561 00 | | LT 7 | |
| | 2235 0561 00 | | LT 10 | |
| 1090 | | | V-belt | |
| | 1503 2499 09 | 1 | LT 3 | |
| | 1503 2499 10 | 1 | LT 5 | |
| | 1503 2499 11 | 2 | LT 7 | |
| | 1503 2499 11 | 2 | LT 10 | |
| 1100 | 0147 1322 03 | 3 | Bolt | |
| 1110 | 0301 2335 00 | 23 | Washer | |
| 1120 | 0147 1247 03 | 9 | Bolt | |
| 1130 | 0301 2321 00 | 14 | Bolt | |
| 1140 | 1503 9002 00 | 1 | Cover plate | |
| 1150 | 1503 9003 00 | 1 | Guard | |
| 1160 | 1503 9005 00 | 1 | Support | |
| 1170 | 0147 1244 03 | 4 | Bolt | |
| 1180 | 0147 1246 03 | 1 | Bolt | |
| 1190 | 0346 1002 05 | 1 | Clamp | |
| 1200 | 0147 1329 03 | 8 | Bolt | |
| 1210 | 0266 2110 00 | 8 | Nut | |
| 1220 | | 2 | Spacer | |
| | 1503 3058 00 | | LT 3 | |
| | 1503 3068 00 | | LT 5 | |
| | 1503 3068 00 | | LT 7 | |
| | 1503 3068 00 | | LT 10 | |

26



PowerPack - LT 3, LT 5, LT 7, LT 10 - Arrangement 2 - Petrol engine

26

| Ref. | Part number | Qty | Name | Remarks |
|-------------|----------------------------------|----------|-------------------|---------|
| 1225 | | 2 | Spacer | |
| | 1503 3058 00 | | LT 3 | |
| | 1503 3058 00 | | LT 5 | |
| | 1503 3068 00 | | LT 7 | |
| | 1503 3068 00 | | LT 10 | |
| 1230 | 1503 0700 00 | 2 | Attachment | |
| 1240 | 1503 2565 04 | 1 | Elbow | |
| 1250 | 1503 1217 00 | 1 | Cap | |
| 1260 | 0653 9078 00 | 1 | Gasket | |
| 1270 | 0574 8097 16 | 1 | Hose assembly | |
| 1280 | 0653 1124 00 | 1 | Gasket | |
| 1290 | 0560 0200 53 | 1 | Elbow | |
| 1300 | 1503 2960 00 | 4 | Damper | |
| 1310 | 0147 1323 03 | 4 | Bolt | |
| 1320 | 0147 1360 03 | 8 | Bolt | |
| 1330 | 0301 2344 00 | 14 | Washer | |
| 1340 | 0147 1379 12 | 2 | Screw | |
| 1350 | 0333 2174 37 | 4 | Washer | |
| 1360 | 0266 2111 00 | 4 | NUT | |
| 1370 | 0333 2174 45 | 4 | Washer | |
| 1380 | 0300 8019 00 | 12 | Washer | |
| 1390 | 1503 2175 00 | 1 | Muffler | |
| 1400 | | 1 | Engine | |
| | 2235 0563 00 | | LT 3 HONDA-GX160 | |
| | 1503 2496 00 | | LT 5 HONDA-GX270 | |
| | 2235 0562 00 | | LT 7 HONDA-GX340 | |
| | 2235 0562 00 | | LT 10 HONDA-GX340 | |
| 1410 | 1503 0024 00 | 1 | Plate | |
| 1420 | <<< >>> | 1 | Block | |

27

No drawing

Electrical components - Motor, Pressure switch and Solenoid valve

27

| Unit | Pressure | Voltage | Freq. | Phase | Motor | Press. switch | Solenoid valve |
|--------------------|----------|-----------|-------|-------|--------------|---------------|----------------|
| DOL starter | | | | | | | |
| LT 2 | 15bar(e) | 230V | 50Hz | 1ph | 1080 3042 01 | 1089 0671 16 | |
| LT 2 | 15bar(e) | 230V | 50Hz | 1ph | 1080 3042 01 | 1089 0671 17 | |
| LT 2 | 15bar(e) | 230V | 50Hz | 3ph | 1080 2884 80 | 1089 0671 15 | |
| LT 2 | 15bar(e) | 230V | 50Hz | 3ph | 1080 2884 80 | 1089 0671 16 | |
| LT 2 | 15bar(e) | 230V | 60Hz | 1ph | 1080 3016 61 | 1089 0671 17 | |
| LT 2 | 15bar(e) | 230V | 60Hz | 1ph | 1080 3016 11 | 1089 0671 17 | |
| LT 2 | 15bar(e) | 230V-460V | 60Hz | 3ph | 1080 2884 82 | 1089 0671 16 | |
| LT 2 | 15bar(e) | 380V | 60Hz | 3ph | 1080 2884 83 | 1089 0671 16 | |
| LT 2 | 15bar(e) | 400V | 50Hz | 3ph | 1080 2884 80 | 1089 0671 15 | |
| LT 2 | 15bar(e) | 500V | 50Hz | 3ph | 1080 2884 81 | 1089 0671 14 | |
| LT 2 | 20bar(e) | 220V | 60Hz | 3ph | 1080 2884 83 | 1089 0671 26 | |
| LT 2 | 20bar(e) | 230V | 50Hz | 1ph | 1080 3042 01 | 1089 0671 26 | |
| LT 2 | 20bar(e) | 230V | 50Hz | 3ph | 1080 2884 80 | 1089 0671 26 | |
| LT 2 | 20bar(e) | 230V | 60Hz | 1ph | 1080 3016 61 | 1089 0671 27 | |
| LT 2 | 20bar(e) | 230V | 60Hz | 1ph | 1080 3016 11 | 1089 0671 27 | |
| LT 2 | 20bar(e) | 230V | 60Hz | 3ph | 1080 2884 82 | 1089 0671 26 | |
| LT 2 | 20bar(e) | 230V-460V | 60Hz | 3ph | 1080 2884 82 | 1089 0671 26 | |
| LT 2 | 20bar(e) | 380V | 60Hz | 3ph | 1080 2884 83 | 1089 0671 25 | |
| LT 2 | 20bar(e) | 400V | 50Hz | 3ph | 1080 2884 80 | 1089 0671 25 | |
| LT 2 | 20bar(e) | 500V | 50Hz | 3ph | 1080 2884 81 | 1089 0671 24 | |
| LT 3 | 15bar(e) | 230V | 50Hz | 3ph | 1080 4299 80 | 1089 0671 16 | |
| LT 3 | 15bar(e) | 230V | 60Hz | 1ph | 1080 3017 11 | 1089 0671 17 | |
| LT 3 | 15bar(e) | 230V | 60Hz | 3ph | 1080 4299 82 | 1089 0671 17 | |
| LT 3 | 15bar(e) | 230V-460V | 60Hz | 3ph | 1080 4299 82 | 1089 0671 17 | |
| LT 3 | 15bar(e) | 380V | 60Hz | 3ph | 1080 4299 83 | 1089 0671 26 | |
| LT 3 | 15bar(e) | 380V | 60Hz | 3ph | 1080 4299 83 | 1089 0671 16 | |
| LT 3 | 15bar(e) | 400V | 50Hz | 3ph | 1080 4299 80 | 1089 0671 15 | |
| LT 3 | 15bar(e) | 500V | 50Hz | 3ph | 1080 4299 81 | 1089 0671 15 | |
| LT 3 | 20bar(e) | 230V | 50Hz | 3ph | 1080 4299 80 | 1089 0671 26 | |
| LT 3 | 20bar(e) | 230V | 60Hz | 1ph | 1080 3017 11 | 1089 0671 08 | |
| LT 3 | 20bar(e) | 230V | 60Hz | 3ph | 1080 4299 82 | 1089 0671 27 | |
| LT 3 | 20bar(e) | 230V-460V | 60Hz | 3ph | 1080 4299 82 | 1089 0671 27 | |
| LT 3 | 20bar(e) | 380V | 60Hz | 3ph | 1080 4299 83 | 1089 0671 26 | |
| LT 3 | 20bar(e) | 400V | 50Hz | 3ph | 1080 4299 80 | 1089 0671 25 | |
| LT 3 | 20bar(e) | 460V | 60Hz | 3ph | 1080 4299 82 | 1089 0671 25 | |
| LT 3 | 20bar(e) | 500V | 50Hz | 3ph | 1080 4299 81 | 1089 0671 25 | |
| LT 3 | 30bar(e) | 230V | 50Hz | 1ph | 1080 3017 51 | 1089 0671 37 | |
| LT 3 | 30bar(e) | 230V | 50Hz | 3ph | 1080 4299 80 | 1089 0671 36 | |
| LT 3 | 30bar(e) | 230V | 60Hz | 3ph | 1080 4299 82 | 1089 0671 37 | |
| LT 3 | 30bar(e) | 230V-460V | 60Hz | 3ph | 1080 4299 82 | 1089 0671 37 | |
| LT 3 | 30bar(e) | 400V | 50Hz | 3ph | 1080 4299 80 | 1089 0671 35 | |
| LT 3 | 30bar(e) | 500V | 50Hz | 3ph | 1080 4299 81 | 1089 0671 35 | |
| LT 5 | 15bar(e) | 230V | 50Hz | 3ph | 1080 2785 90 | 1089 0671 17 | |
| LT 5 | 15bar(e) | 230V-460V | 60Hz | 3ph | 1080 2785 82 | 1089 0671 18 | |
| LT 5 | 15bar(e) | 400V | 50Hz | 3ph | 1080 2785 94 | 1089 0671 16 | |
| LT 5 | 20bar(e) | 230V | 60Hz | 3ph | 1080 2785 92 | 1089 0671 28 | |
| LT 5 | 20bar(e) | 230V-460V | 60Hz | 3ph | 1080 2785 82 | 1089 0671 28 | |
| LT 5 | 20bar(e) | 400V | 50Hz | 3ph | 1080 2785 94 | 1089 0671 26 | |
| LT 5 | 20bar(e) | 500V | 50Hz | 3ph | 1080 2785 91 | 1089 0671 26 | |
| LT 5 | 20bar(e) | 575V | 60Hz | 3ph | 1080 2785 91 | 1089 0671 26 | |
| LT 7 | 15bar(e) | 400V | 50Hz | 3ph | 1080 2885 94 | 1089 0671 17 | |
| LT 7 | 20bar(e) | 380V | 60Hz | 3ph | 1080 2885 93 | 1089 0671 27 | |
| LT 7 | 20bar(e) | 400V | 50Hz | 3ph | 1080 2885 94 | 1089 0671 27 | |

27

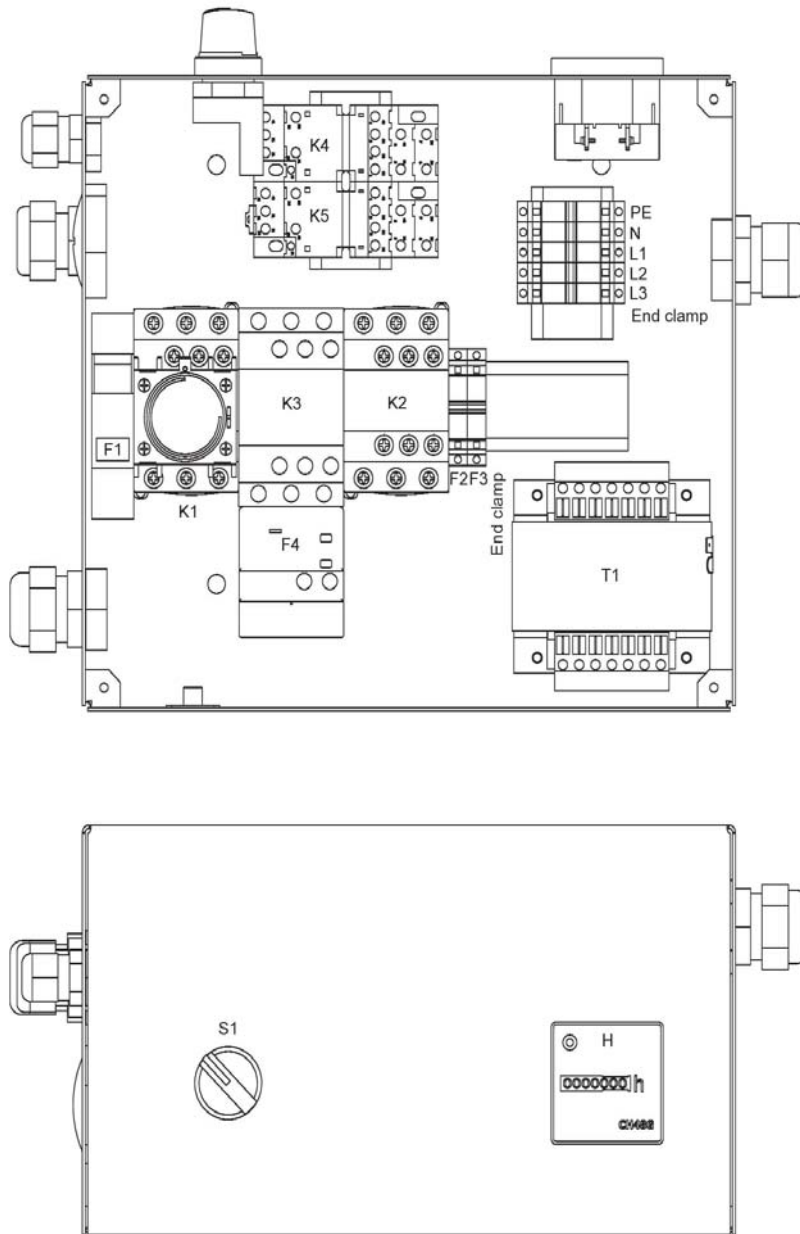
Electrical components - Motor, Pressure switch and Solenoid valve

| Unit | Pressure | Voltage | Freq. | Phase | Motor | Press. switch | Solenoid valve |
|---------------------------|----------|-----------|-------|-------|--------------|---------------|----------------|
| LT 7 | 20bar(e) | 460V | 60Hz | 3ph | 1080 2885 82 | 1089 0586 57 | |
| LT 7 | 30bar(e) | 230V-460V | 60Hz | 3ph | 1080 2885 82 | 1089 0671 37 | |
| Star/Delta starter | | | | | | | |
| LT 5 | 15bar(e) | 230V | 50Hz | 3ph | 1080 2785 90 | 1089 0621 30 | 1089 0621 30 |
| LT 5 | 15bar(e) | 230V | 50Hz | 3ph | 1080 2785 90 | 1089 0389 02 | 1089 0621 30 |
| LT 5 | 15bar(e) | 230V | 60Hz | 3ph | 1080 2785 92 | 1089 0389 02 | 1089 0621 30 |
| LT 5 | 15bar(e) | 380V | 60Hz | 3ph | 1080 2785 93 | 1089 0389 02 | 1089 0621 30 |
| LT 5 | 15bar(e) | 400V | 50Hz | 3ph | 1080 2785 94 | 1089 0389 02 | 1089 0621 30 |
| LT 5 | 15bar(e) | 460V | 60Hz | 3ph | 1080 2785 94 | 1089 0389 02 | 1089 0621 30 |
| LT 5 | 15bar(e) | 500V | 50Hz | 3ph | 1080 2785 91 | 1089 0389 02 | 1089 0621 30 |
| LT 5 | 20bar(e) | 230V | 50Hz | 3ph | 1080 2785 90 | 1089 0389 02 | 1089 0621 30 |
| LT 5 | 20bar(e) | 230V | 60Hz | 3ph | 1080 2785 92 | 1089 0671 40 | 1089 0479 60 |
| LT 5 | 20bar(e) | 380V | 60Hz | 3ph | 1080 2785 93 | 1089 0671 40 | 1089 0479 60 |
| LT 5 | 20bar(e) | 380V | 60Hz | 3ph | 1080 2785 93 | 1089 0389 02 | 1089 0621 30 |
| LT 5 | 20bar(e) | 400V | 50Hz | 3ph | 1080 2785 94 | 1089 0389 02 | 1089 0621 30 |
| LT 5 | 20bar(e) | 460V | 60Hz | 3ph | 1080 2785 94 | 1089 0389 02 | 1089 0621 30 |
| LT 5 | 30bar(e) | 230V | 50Hz | 3ph | 1080 2785 90 | 1089 0671 40 | 1089 0479 60 |
| LT 5 | 30bar(e) | 230V | 60Hz | 3ph | 1080 2785 92 | 1089 0671 40 | 1089 0479 60 |
| LT 5 | 30bar(e) | 380V | 60Hz | 3ph | 1080 2785 93 | 1089 0671 40 | 1089 0479 60 |
| LT 5 | 30bar(e) | 400V | 50Hz | 3ph | 1080 2785 94 | 1089 0671 40 | 1089 0479 60 |
| LT 5 | 30bar(e) | 460V | 60Hz | 3ph | 1080 2785 94 | 1089 0671 40 | 1089 0479 60 |
| LT 5 | 30bar(e) | 500V | 50Hz | 3ph | 1080 2785 91 | 1089 0671 40 | |
| LT 7 | 15bar(e) | 230V | 50Hz | 3ph | 1080 2885 90 | 1089 0389 02 | 1089 0621 30 |
| LT 7 | 15bar(e) | 230V-460V | 60Hz | 3ph | 1080 2885 82 | 1089 0671 43 | 1089 0479 68 |
| LT 7 | 15bar(e) | 400V | 50Hz | 3ph | 1080 2885 94 | 1089 0389 02 | 1089 0621 30 |
| LT 7 | 15bar(e) | 460V | 60Hz | 3ph | 1080 2885 94 | 1089 0389 02 | 1089 0621 30 |
| LT 7 | 15bar(e) | 500V | 50Hz | 3ph | 1080 2885 91 | 1089 0389 02 | 1089 0621 30 |
| LT 7 | 20bar(e) | 230V-460V | 60Hz | 3ph | 1080 2885 82 | 1089 0671 44 | 1089 0479 68 |
| LT 7 | 20bar(e) | 380V | 60Hz | 3ph | 1080 2885 93 | 1089 0389 02 | 1089 0621 30 |
| LT 7 | 20bar(e) | 400V | 50Hz | 3ph | 1080 2885 94 | 1089 0389 02 | 1089 0621 30 |
| LT 7 | 20bar(e) | 460V | 60Hz | 3ph | 1080 2885 94 | 1089 0389 02 | 1089 0621 30 |
| LT 7 | 20bar(e) | 575V | 60Hz | 3ph | 1080 2885 91 | 1089 0671 44 | 1089 0479 68 |
| LT 7 | 30bar(e) | 230V | 50Hz | 3ph | 1080 2885 90 | 1089 0671 40 | 1089 0479 60 |
| LT 7 | 30bar(e) | 230V | 60Hz | 3ph | 1080 2885 92 | 1089 0671 40 | 1089 0479 60 |
| LT 7 | 30bar(e) | 380V | 60Hz | 3ph | 1080 2885 93 | 1089 0671 40 | 1089 0479 60 |
| LT 7 | 30bar(e) | 400V | 50Hz | 3ph | 1080 2885 94 | 1089 0671 40 | 1089 0479 60 |
| LT 7 | 30bar(e) | 460V | 60Hz | 3ph | 1080 2885 94 | 1089 0671 40 | 1089 0479 60 |
| LT 7 | 30bar(e) | 500V | 50Hz | 3ph | 1080 2885 91 | 1089 0671 40 | 1089 0479 60 |
| LT 10 | 15bar(e) | 230V | 50Hz | 3ph | 1080 2887 90 | 1089 0389 02 | 1089 0621 30 |
| LT 10 | 15bar(e) | 400V | 50Hz | 3ph | 1080 2887 94 | 1089 0389 02 | 1089 0621 30 |
| LT 10 | 20bar(e) | 380V | 60Hz | 3ph | 1080 2887 93 | 1089 0389 02 | 1089 0621 30 |
| LT 10 | 20bar(e) | 400V | 50Hz | 3ph | 1080 2887 94 | 1089 0389 02 | 1089 0621 30 |
| LT 10 | 20bar(e) | 500V | 50Hz | 3ph | 1080 2887 91 | 1089 0389 02 | 1089 0621 30 |
| LT 10 | 30bar(e) | 230V | 50Hz | 3ph | 1080 2887 90 | 1089 0671 40 | 1089 0479 60 |
| LT 10 | 30bar(e) | 400V | 50Hz | 3ph | 1080 2887 94 | 1089 0671 40 | 1089 0479 60 |
| LT 15 | 15bar(e) | 230V | 60Hz | 3ph | 1080 4217 92 | 1089 0671 43 | 1089 0479 68 |
| LT 15 | 15bar(e) | 230V | 60Hz | 3ph | 1080 4217 92 | 1089 0389 02 | 1089 0621 30 |
| LT 15 | 15bar(e) | 400V | 50Hz | 3ph | 1080 4217 94 | 1089 0389 02 | 1089 0621 30 |
| LT 15 | 20bar(e) | 230V | 50Hz | 3ph | 1080 4217 90 | 1089 0389 02 | 1089 0621 30 |
| LT 15 | 20bar(e) | 230V | 60Hz | 3ph | 1080 4217 92 | 1089 0389 02 | 1089 0621 30 |
| LT 15 | 20bar(e) | 380V | 60Hz | 3ph | 1080 4217 93 | 1089 0389 02 | 1089 0621 30 |
| LT 15 | 20bar(e) | 400V | 50Hz | 3ph | 1080 4217 94 | 1089 0389 02 | 1089 0621 30 |
| LT 15 | 20bar(e) | 460V | 60Hz | 3ph | 1080 4217 94 | 1089 0389 02 | 1089 0621 30 |

Electrical components - Motor, Pressure switch and Solenoid valve

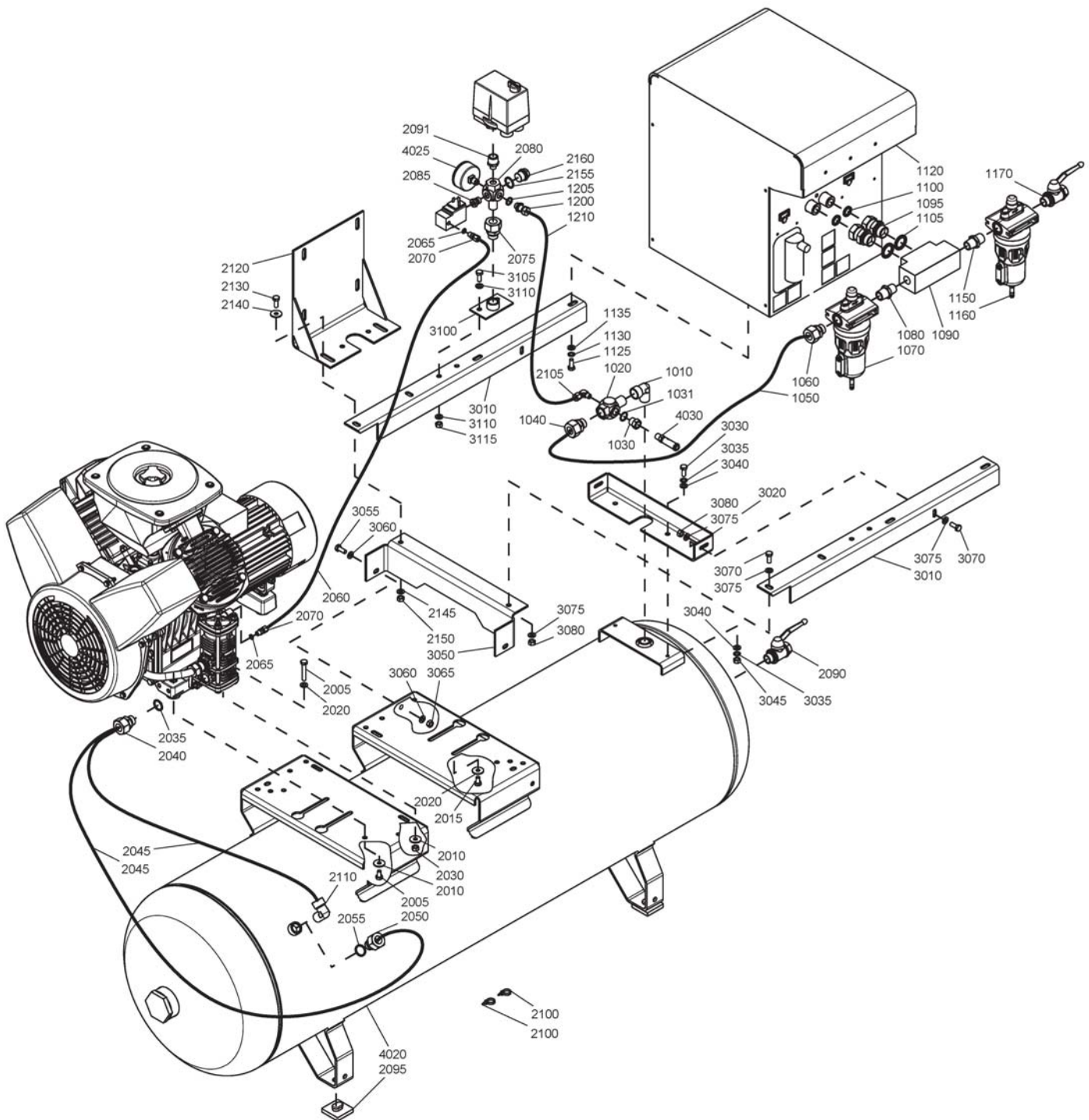
27

| Unit | Pressure | Voltage | Freq. | Phase | Motor | Press. switch | Solenoid valve |
|-------|----------|-----------|-------|-------|--------------|---------------|----------------|
| LT 15 | 30bar(e) | 230V | 50Hz | 3ph | 1080 4217 90 | 1089 0671 40 | 1089 0479 60 |
| LT 15 | 30bar(e) | 230V | 60Hz | 3ph | 1080 4217 92 | 1089 0671 40 | 1089 0479 60 |
| LT 15 | 30bar(e) | 380V | 60Hz | 3ph | 1080 4217 93 | 1089 0671 40 | 1089 0479 60 |
| LT 15 | 30bar(e) | 400V | 50Hz | 3ph | 1080 4217 94 | 1089 0671 40 | 1089 0479 60 |
| LT 15 | 30bar(e) | 460V | 60Hz | 3ph | 1080 4217 94 | 1089 0671 40 | 1089 0479 60 |
| LT 15 | 30bar(e) | 500V | 50Hz | 3ph | 1080 4217 91 | 1089 0671 40 | 1089 0479 60 |
| LT 15 | 30bar(e) | 575V | 60Hz | 3ph | 1080 4217 91 | 1089 0671 40 | 1089 0479 60 |
| LT 20 | 15bar(e) | 400V | 50Hz | 3ph | 1080 4218 94 | 1089 0389 02 | 1089 0621 30 |
| LT 20 | 20bar(e) | 230V | 50Hz | 3ph | 1080 4218 90 | 1089 0389 02 | 1089 0621 30 |
| LT 20 | 20bar(e) | 230V | 60Hz | 3ph | 1080 4218 92 | 1089 0389 02 | 1089 0621 30 |
| LT 20 | 20bar(e) | 230V | 60Hz | 3ph | 1080 4218 95 | 1089 0671 40 | 1089 0479 68 |
| LT 20 | 20bar(e) | 380V | 60Hz | 3ph | 1080 4218 93 | 1089 0389 02 | 1089 0621 30 |
| LT 20 | 20bar(e) | 400V | 50Hz | 3ph | 1080 4218 94 | 1089 0389 02 | 1089 0621 30 |
| LT 20 | 20bar(e) | 460V | 60Hz | 3ph | 1080 4218 94 | 1089 0389 02 | 1089 0621 30 |
| LT 20 | 20bar(e) | 500V | 50Hz | 3ph | 1080 4218 91 | 1089 0389 02 | 1089 0621 30 |
| LT 20 | 30bar(e) | 230V-460V | 60Hz | 3ph | 1080 4218 95 | 1089 0671 40 | 1089 0479 67 |
| LT 20 | 30bar(e) | 380V | 60Hz | 3ph | 1080 4218 93 | 1089 0671 40 | 1089 0479 60 |
| LT 20 | 30bar(e) | 400V | 50Hz | 3ph | 1080 4218 94 | 1089 0671 40 | 1089 0479 60 |
| LT 20 | 30bar(e) | 460V | 60Hz | 3ph | 1080 4218 94 | 1089 0671 40 | 1089 0479 60 |
| LT 20 | 30bar(e) | 500V | 50Hz | 3ph | 1080 4218 91 | 1089 0671 40 | 1089 0479 60 |



Electrical components - Cubicle - Star/Delta**28**

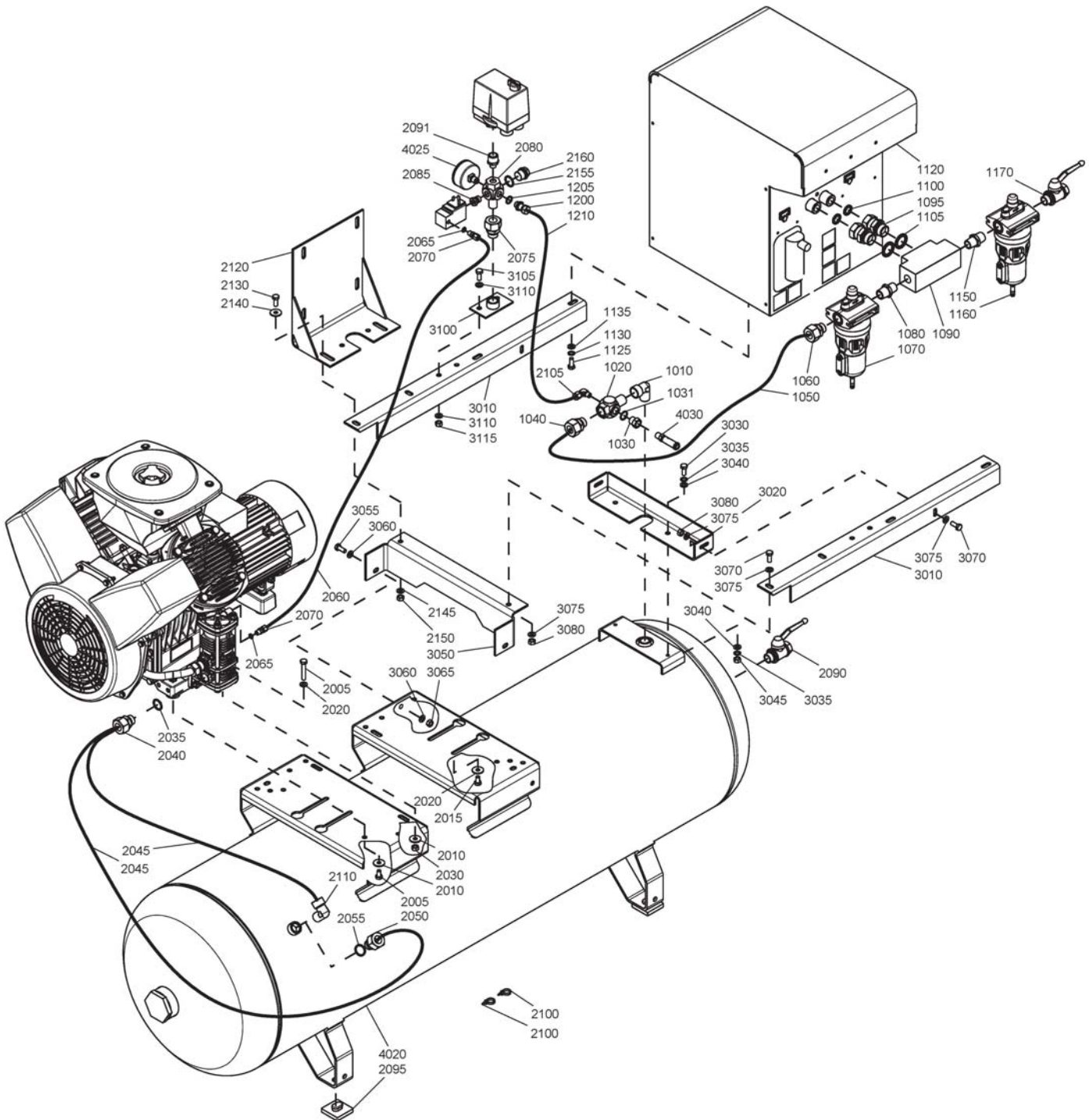
| Ref. | Part number | Qty | Name | Remarks |
|------|--------------|-----|------------------|---------|
| 1005 | 1089 0398 09 | 1 | Time relay | |
| 1010 | 1089 9578 33 | 1 | Contactora | |
| 1015 | 1089 9578 34 | 1 | Contactora | |
| 1020 | 1089 9164 56 | 2 | Contactora | |
| 1025 | 1089 0642 04 | 1 | Meter | |
| 1030 | 1503 3404 80 | 1 | Cubicle assy | |
| 1035 | 1089 9333 11 | 1 | Fuse holder | |
| 1040 | 1089 0573 03 | 3 | Terminal | |
| 1045 | 1089 0573 06 | 1 | Terminal | |
| 1050 | 1089 0573 05 | 3 | Terminal | |
| 1055 | 1089 0573 87 | 2 | Terminal | |
| 1060 | 1089 0263 27 | 1 | Selector switch | |
| 1300 | 0698 5141 73 | 3 | Cable gland | |
| 1305 | 0697 9809 22 | 3 | Lock nut | |
| 1310 | 0698 5140 71 | 1 | Cable gland | |
| 1315 | 0697 9809 20 | 1 | Lock nut | |
| 1320 | 0697 9810 28 | 1 | Plug | |
| 1325 | 0697 9809 23 | 1 | Nut | |
| 1330 | 0698 5148 12 | 1 | Multiple sealing | |
| 1520 | 1089 9578 01 | 1 | Contactora | |



Complete unit - Full Feature - FX dryer - LT 2, LT 3, LT 5, LT 7, LT 10

29

| Ref. | Part number | Qty | Name | Remarks |
|------|--------------|-----|-----------------|---------|
| 1010 | 1503 2565 04 | 1 | Elbow | |
| 1020 | 1503 2550 00 | 1 | Connection | |
| 1030 | 0605 8302 00 | 1 | Bushing | |
| 1031 | 0653 9078 00 | 1 | Flat gasket | |
| 1040 | 0580 0213 03 | 1 | Pipe coupling | |
| 1050 | 1503 1245 00 | 1 | Hose assembly | |
| 1060 | 0580 0213 03 | 1 | Pipe coupling | |
| 1070 | | 1 | Filter | |
| | 1624 1358 00 | | LT 2-DD 9 | |
| | 1624 1358 00 | | LT 3-DD 9 | |
| | 1624 1358 00 | | LT 5-DD 9 | |
| | 1617 7199 00 | | LT 7-DD 17 | |
| | 1617 7199 00 | | LT 10-DD 17 | |
| 1080 | 0603 4100 49 | 1 | Nipple | |
| 1090 | 1503 3298 00 | 1 | Connector | |
| 1095 | 0606 0000 31 | 2 | Adapter | |
| 1100 | 0661 1000 40 | 2 | Seal washer | |
| 1105 | 0661 1000 43 | 2 | Seal washer | |
| 1120 | | 1 | Dryer | |
| | 6221 3757 00 | | LT 2-FX 1 50Hz | 1) |
| | 8102 2186 02 | | LT 2-FX 1 60Hz | 1) |
| | 6221 3757 00 | | LT 3-FX 1 50Hz | 1) |
| | 8102 2186 02 | | LT 3-FX 1 60Hz | 1) |
| | 6221 3758 00 | | LT 5-FX 2 50Hz | 1) |
| | 6221 3758 00 | | LT 5-FX 2 50Hz | 2) |
| | 8102 2186 10 | | LT 5-FX 2 60Hz | 2) |
| | 6221 3759 00 | | LT 7-FX 3 50Hz | 2) |
| | 8102 2186 10 | | LT 7-FX 2 60Hz | 1) |
| | 8102 2186 28 | | LT 7-FX 3 60Hz | 2) |
| | 6221 3760 00 | | LT 10-FX 4 50Hz | 2) |
| | 8102 2186 36 | | LT 10-FX 4 60Hz | 2) |
| 1125 | 0147 1323 03 | 4 | Screw | |
| 1130 | 0333 3127 00 | 4 | Lock washer | |
| 1135 | 0301 2335 00 | 4 | Washer | |
| 1150 | 0603 4100 49 | 1 | Nipple | |
| 1160 | | 1 | Filter | |
| | 1624 1359 00 | | LT 2-PD 9 | |
| | 1624 1359 00 | | LT 3-PD 9 | |
| | 1624 1359 00 | | LT 5-PD 9 | |
| | 1617 7200 00 | | LT 7-PD 17 | |
| | 1617 7200 00 | | LT 10-PD 17 | |
| 1170 | 0852 0010 14 | 1 | Ball valve | |
| 1200 | 0581 0016 01 | 1 | Pipe coupling | |
| 1205 | 0653 9056 00 | 1 | Flat gasket | |
| 1210 | 0070 6002 01 | AR | Plastic tube | |
| 2005 | | | Bolt | |
| | 0147 1329 03 | 4 | LT 2 | 1) |
| | 0147 1329 03 | 4 | LT 3 | 1) |
| | 0147 1321 03 | 2 | LT 5 | 1) |
| | 0147 1321 03 | 2 | LT 5 | 2) |
| | 0147 1321 03 | 2 | LT 7 | 2) |
| | 0147 1321 03 | 2 | LT 10 | 2) |
| 2010 | | | Washer | |
| | 0301 2335 00 | 4 | LT 2 | 1) |



Complete unit - Full Feature - FX dryer - LT 2, LT 3, LT 5, LT 7, LT 10

29

| Ref. | Part number | Qty | Name | Remarks |
|------|--------------|-----|----------------|---------|
| | 0301 2335 00 | 4 | LT 3 | 1) |
| | 0300 8019 00 | 2 | LT 5 | 1) |
| | 0300 8019 00 | 2 | LT 5 | 2) |
| | 0300 8019 00 | 2 | LT 7 | 2) |
| | 0300 8019 00 | 2 | LT 10 | 2) |
| 2015 | | 2 | Hexagon bolt | |
| | 0147 1321 03 | | LT 5 | 2) |
| | 0147 1321 03 | | LT 7 | 2) |
| | 0147 1321 03 | | LT 10 | 2) |
| 2020 | | | Washer | |
| | 0300 8019 00 | 4 | LT 2 | 1) |
| | 0300 8019 00 | 4 | LT 3 | 1) |
| | 0300 8019 00 | 2 | LT 5 | 1) |
| | 0300 8019 00 | 2 | LT 5 50 Hz | |
| | 0300 8019 00 | 2 | LT 5 60 Hz | |
| | 0300 8019 00 | 2 | LT 7 50 Hz | |
| | 0300 8019 00 | 2 | LT 10 50 Hz | |
| 2030 | | | Nut | |
| | 0266 2110 00 | 4 | LT 2 | 1) |
| | 0266 2110 00 | 4 | LT 3 | 1) |
| 2035 | 0653 9098 00 | 1 | Flat gasket | |
| 2040 | | 1 | Pipe coupling | |
| | 0580 0213 03 | | LT 2 | 1) |
| | 0580 0213 03 | | LT 3 | 1) |
| | 0580 0200 08 | | LT 5 | 1) |
| | 0580 0213 03 | | LT 5 | 2) |
| | 0580 0213 03 | | LT 7 | 2) |
| | 0580 0213 03 | | LT 10 | 2) |
| 2045 | 0575 0116 10 | 1 | Hose assembly | |
| 2050 | | 1 | Pipe coupling | |
| | 0580 0213 03 | | LT 2 | 1) |
| | 0580 0213 03 | | LT 3 | 1) |
| | 0580 0200 08 | | LT 5 | 1) |
| | 0580 0213 03 | | LT 5 | 2) |
| | 0580 0213 03 | | LT 7 | 2) |
| | 0580 0213 03 | | LT 10 | 2) |
| 2055 | 0653 9098 00 | 1 | Flat gasket | |
| 2060 | 0070 6002 01 | AR | Plastic tube | |
| 2065 | 0653 9038 00 | 2 | Flat gasket | |
| 2070 | 0581 0000 77 | 2 | Coupling | |
| 2075 | 0580 0213 03 | 1 | Pipe coupling | |
| 2080 | 1503 2963 01 | 1 | Connection | |
| 2085 | | 1 | Bushing | |
| | 1503 2964 00 | | LT 5 | 2) |
| | 1503 2964 00 | | LT 7 | 2) |
| | 1503 2964 00 | | LT 10 | 2) |
| 2090 | 0852 0010 14 | 1 | Ball valve | |
| 2091 | 0603 4100 84 | 1 | Nipple | |
| 2095 | 1502 4202 00 | 4 | Pad | |
| 2100 | 1088 1301 01 | 2 | Cable strip | |
| 2105 | 0580 2202 00 | 1 | Elbow coupling | |
| 2110 | | 1 | Elbow | |
| | 1503 2565 04 | | LT 2 | 1) |
| | 1503 2565 04 | | LT 3 | 1) |

Complete unit - Full Feature - FX dryer - LT 2, LT 3, LT 5, LT 7, LT 10

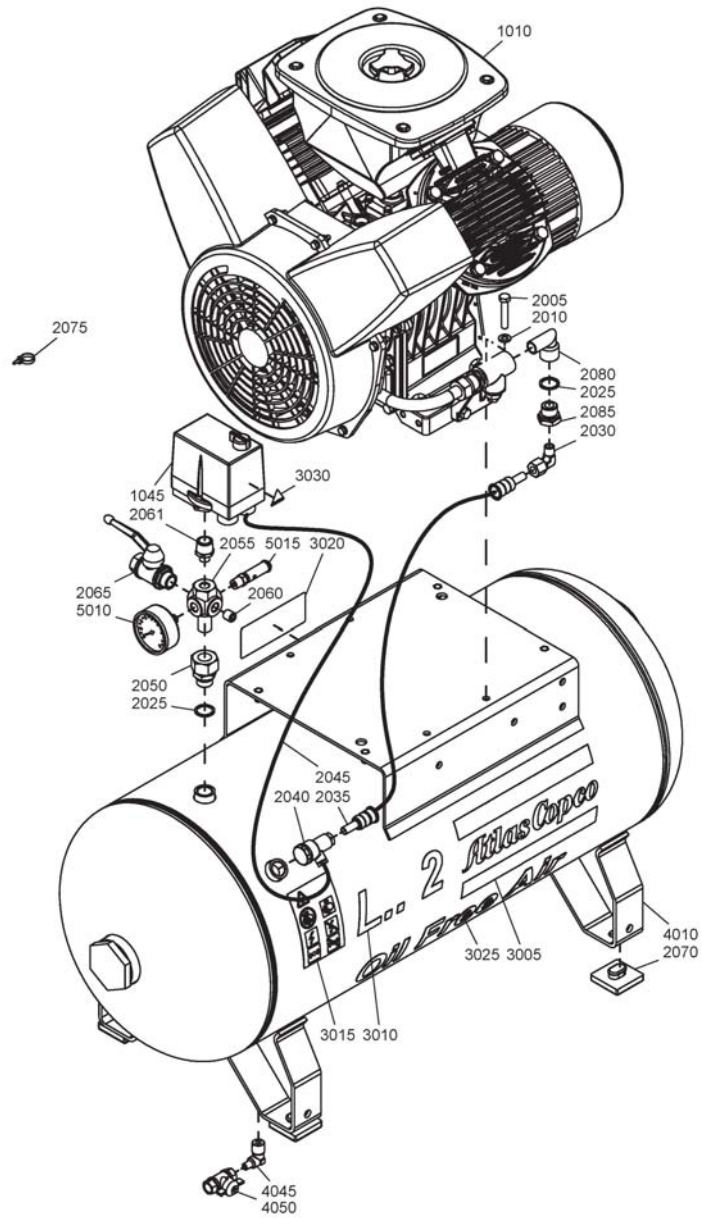
29

| Ref. | Part number | Qty | Name | Remarks |
|------|--------------|-----|---------------------|---------|
| 2120 | | 1 | Cubicle support | |
| | 1503 8085 00 | | LT 5 | 2) |
| | 1503 8085 00 | | LT 7 | 2) |
| | 1503 8085 00 | | LT 10 | 2) |
| 2130 | | 2 | Screw | |
| | 0147 1323 03 | | LT 5 | 2) |
| | 0147 1323 03 | | LT 7 | 2) |
| | 0147 1323 03 | | LT 10 | 2) |
| 2140 | | 2 | Washer | |
| | 0300 8019 00 | | LT 5 | 2) |
| | 0300 8019 00 | | LT 7 | 2) |
| | 0300 8019 00 | | LT 10 | 2) |
| 2145 | | 2 | Washer | |
| | 0301 2335 00 | | LT 5 | 2) |
| | 0301 2335 00 | | LT 7 | 2) |
| | 0301 2335 00 | | LT 10 | 2) |
| 2150 | | 2 | Nut | |
| | 0266 2110 00 | | LT 5 | 2) |
| | 0266 2110 00 | | LT 7 | 2) |
| | 0266 2110 00 | | LT 10 | 2) |
| 2155 | 0653 9098 00 | 1 | Gasket | |
| 2160 | 0686 3716 56 | 1 | Plug | |
| 3010 | 1503 3283 00 | 2 | Support | |
| 3020 | 1503 3284 00 | 1 | Support | |
| 3030 | 0147 1323 03 | 2 | Screw | |
| 3035 | 0333 3127 00 | 4 | Lock washer | |
| 3040 | 0301 2335 00 | 4 | Washer | |
| 3045 | 0266 2110 00 | 2 | Nut | |
| 3050 | | 1 | Support | |
| | 1503 3294 00 | | 250 Litres | |
| | 1503 3297 00 | | 475 Litres | |
| 3055 | 0147 1323 03 | 2 | Screw | |
| 3060 | 0301 2335 00 | 4 | Washer | |
| 3065 | 0266 2110 00 | 2 | Nut | |
| 3070 | 0147 1323 03 | 3 | Screw | |
| 3075 | 0301 2335 00 | 6 | Washer | |
| 3080 | 0266 2110 00 | 3 | Nut | |
| 3100 | 1503 3087 00 | 1 | Support | |
| 3105 | 0147 1323 03 | 2 | Screw | |
| 3110 | 0301 2335 00 | 4 | Washer | |
| 3115 | 0266 2110 00 | 2 | Nut | |
| 4020 | | 1 | Air receiver | |
| | 1503 2970 90 | | LT 2 250 Litres CE | 1) |
| | 1503 2970 90 | | LT 3 250 Litres CE | 1) |
| | 1503 2970 90 | | LT 5 250 Litres CE | 1) |
| | 1503 2971 90 | | LT 5 475 Litres CE | 1) |
| | 1503 2970 90 | | LT 5 250 Litres CE | 2) |
| | 1503 2971 90 | | LT 5 475 Litres CE | 2) |
| | 1503 2971 90 | | LT 7 475 Litres CE | 2) |
| | 1503 2971 90 | | LT 10 475 Litres CE | 2) |
| 4025 | 0872 1000 54 | 1 | Press gauge | |
| 4030 | 0830 1007 71 | 1 | Safety valve | |

1) With „Check valve“

2) With „Unloading valve“

30



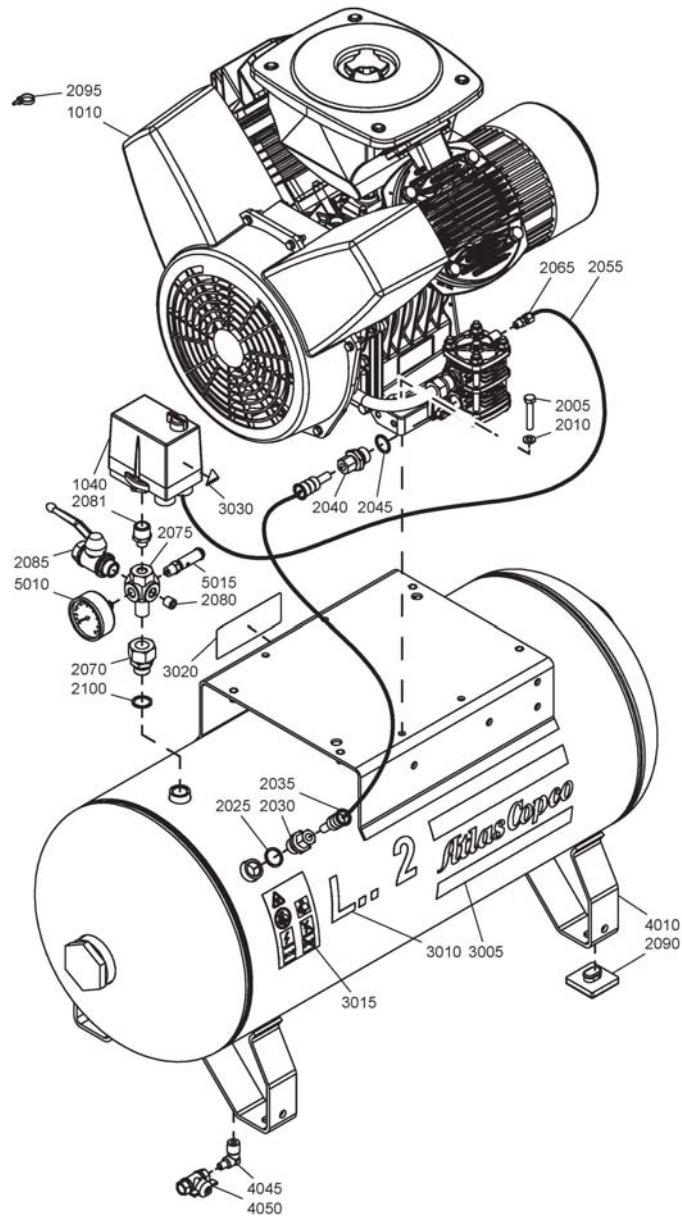
Complete unit - Horizontal air receiver - 90 Litres - DOL starter - Simplified connection - LT 2, LT 3

30

| Ref. | Part number | Qty | Name | Remarks |
|-------------|----------------------------------|----------|--------------------------|---------|
| 1010 | <<< >>> | 1 | Power pack | |
| 1045 | <<< >>> | 1 | Pressure switch | 1) |
| 2005 | 0147 1329 03 | 4 | Hexagon bolt | |
| 2010 | 0301 2335 00 | 4 | Washer | |
| 2025 | 0653 9098 00 | 2 | Gasket | |
| 2030 | 0580 2227 03 | 1 | Pipe coupling | |
| 2035 | 1503 2515 00 | 1 | Hose assembly | |
| 2040 | 2235 1542 00 | 1 | Check valve | |
| 2045 | 0070 6002 01 | AR | Flex.tube | |
| 2050 | 0580 0213 03 | 1 | Pipe coupling | |
| 2055 | 1503 2963 01 | 1 | Connection | |
| 2060 | 0686 3115 59 | 1 | Plug | |
| 2061 | 0603 4100 84 | 1 | Nipple | |
| 2065 | 0852 0010 14 | 1 | Ball valve | |
| 2070 | 1502 4202 00 | 4 | Pad | |
| 2075 | 1088 1301 01 | 1 | Cable strip | |
| 2080 | 1503 2565 04 | 1 | Elbow | |
| 2085 | 0605 8814 06 | 1 | Bushing | |
| 3005 | 0690 1125 01 | 1 | House mark | |
| 3010 | | 1 | Decal | |
| | 1503 3270 15 | | LT2 | |
| | 1503 3270 16 | | LT3 | |
| 3015 | 1079 9901 09 | 1 | Label | |
| 3020 | 1503 2975 00 | 1 | Data plate | |
| 3025 | | - | Not used | |
| 3030 | 1088 1001 01 | 2 | Warning mark | |
| | | 1 | Receiver assembly | |
| | 1503 5504 51 | | LT 2 ASME | |
| | 1503 5501 51 | | LT 2 CE | |
| | 1503 5504 51 | | LT 3 ASME | |
| | 1503 5501 51 | | LT 3 CE | |
| 4010 | • | 1 | Air receiver | |
| | 1503 5504 00 | | LT 2 ASME | |
| | 1503 5501 00 | | LT 2 CE | |
| | 1503 5504 00 | | LT 3 ASME | |
| | 1503 5501 00 | | LT 3 CE | |
| 4045 | 1503 2565 41 •• | 1 | Elbow | |
| 4050 | 0852 0010 36 •• | 1 | Ball valve | |
| 5010 | | 1 | Press gauge | |
| | 0872 1000 54 | | 15bar(e) | |
| | 0872 1000 55 | | 20bar(e) | |
| 5015 | | 1 | Safety valve | |
| | 0830 1009 04 | | LT 2 ASME | |
| | 0830 1007 71 | | LT 2 CE | |
| | 0830 1009 04 | | LT 3 ASME | |
| | 0830 1007 71 | | LT 3 CE | |

1) See: **Electrical components - Motor, Pressure switch and Solenoid valve**

31

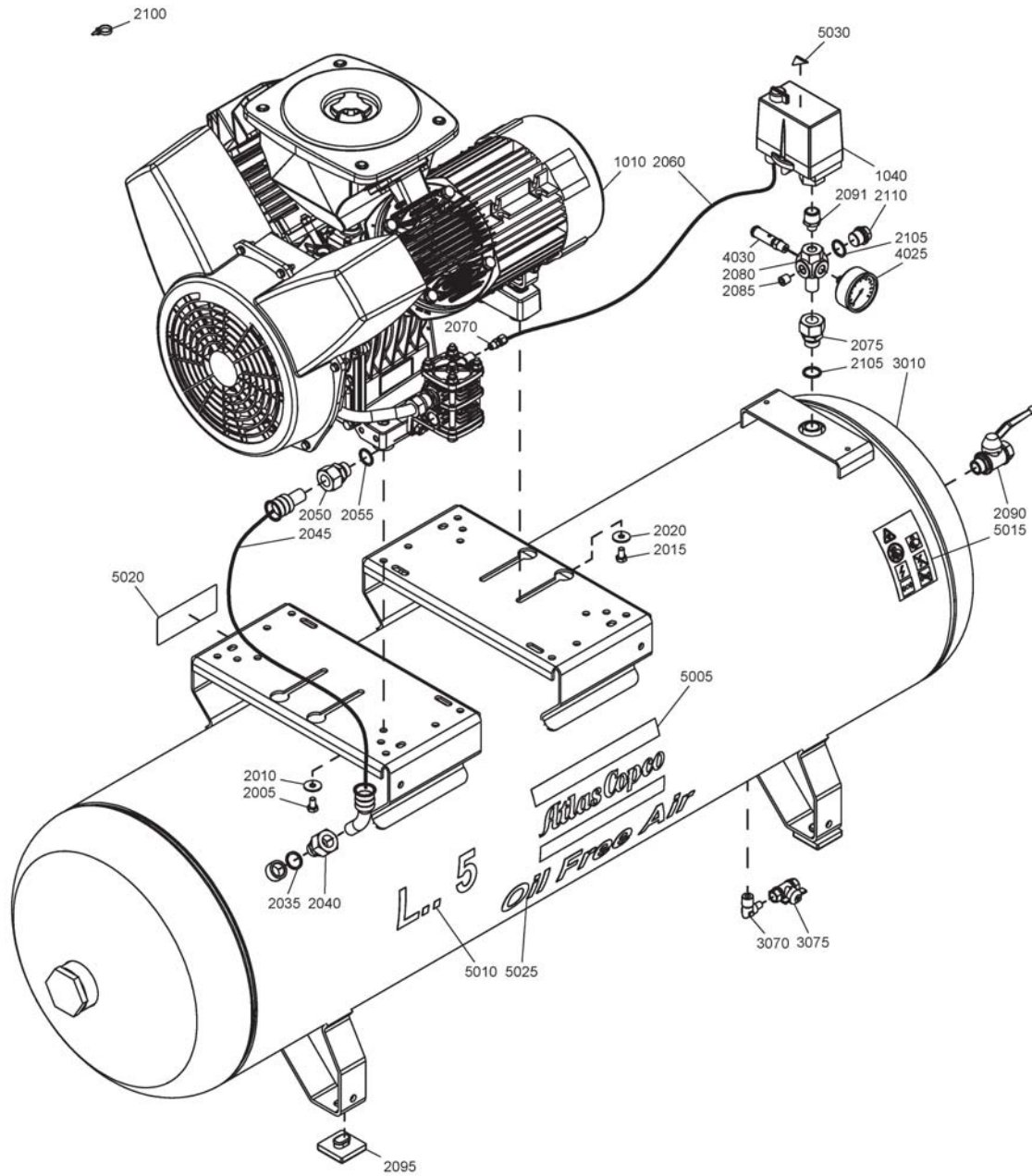


Complete unit - Horizontal air receiver - 90 Litres - DOL starter - Check valve version - LT 2, LT 3

31

| Ref. | Part number | Qty | Name | Remarks |
|-------------|---------------------|----------|--------------------------|---------|
| 1010 | <<< >>> | 1 | Power pack | |
| 1040 | <<< >>> | 1 | Pressure switch | 1) |
| 2005 | 0147 1329 03 | 4 | Hexagon bolt | |
| 2010 | 0301 2335 00 | 4 | Washer | |
| 2025 | 0653 9098 00 | 1 | Gasket | |
| 2030 | 0580 0200 08 | 1 | Pipe coupling | |
| 2035 | 1503 2515 00 | 1 | Hose assembly | |
| 2040 | 0580 0200 08 | 1 | Pipe coupling | |
| 2045 | 0653 9098 00 | 1 | Gasket | |
| 2055 | 0070 6002 01 | AR | Flex.tube | |
| 2065 | 0581 0000 77 | 1 | Pipe coupling | |
| 2070 | 0580 0213 03 | 1 | Pipe coupling | |
| 2075 | 1503 2963 01 | 1 | Connection | |
| 2080 | 0686 3115 59 | 1 | Plug | |
| 2081 | 0603 4100 84 | 1 | Nipple | |
| 2085 | 0852 0010 14 | 1 | Ball valve | |
| 2090 | 1502 4202 00 | 4 | Pad | |
| 2095 | 1088 1301 01 | 1 | Cable strip | |
| 2100 | 0653 9098 00 | 1 | Gasket | |
| 3005 | 0690 1125 01 | 1 | House mark | |
| 3010 | | 1 | Decal | |
| | 1503 3270 15 | | LT2 | |
| | 1503 3270 16 | | LT3 | |
| 3015 | 1079 9901 09 | 1 | Label | |
| 3020 | 1503 2975 00 | 1 | Data plate | |
| 3030 | 1088 1001 01 | 2 | Warning mark | |
| | | 1 | Receiver assembly | |
| | 1503 5505 51 | | LT 2 20bar(e) ASME | |
| | 1503 5502 51 | | LT 2 20bar(e) CE | |
| | 1503 5501 51 | | LT 3 15bar(e) CE | |
| | 1503 5505 51 | | LT 3 20bar(e) ASME | |
| | 1503 5502 51 | | LT 3 20bar(e) CE | |
| 4010 | • | 1 | Air receiver | |
| | 1503 5505 00 | | LT 2 20bar(e) ASME | |
| | 1503 5502 00 | | LT 2 20bar(e) CE | |
| | 1503 5501 00 | | LT 3 15bar(e) CE | |
| | 1503 5505 00 | | LT 3 20bar(e) ASME | |
| | 1503 5502 00 | | LT 3 20bar(e) CE | |
| 4045 | 1503 2565 41 •• | 1 | Elbow | |
| 4050 | 0852 0010 36 •• | 1 | Ball valve | |
| 5010 | | 1 | Press gauge | |
| | 0872 1000 54 | | 15bar(e) | |
| | 0872 1000 55 | | 20bar(e) | |
| 5015 | | 1 | Safety valve | |
| | 0830 1009 05 | | LT 2 20bar(e) ASME | |
| | 0830 1007 72 | | LT 2 20bar(e) CE | |
| | 0830 1007 71 | | LT 3 15bar(e) CE | |
| | 0830 1009 05 | | LT 3 20bar(e) ASME | |
| | 0830 1007 72 | | LT 3 20bar(e) CE | |

1) See: **Electrical components - Motor, Pressure switch and Solenoid valve**

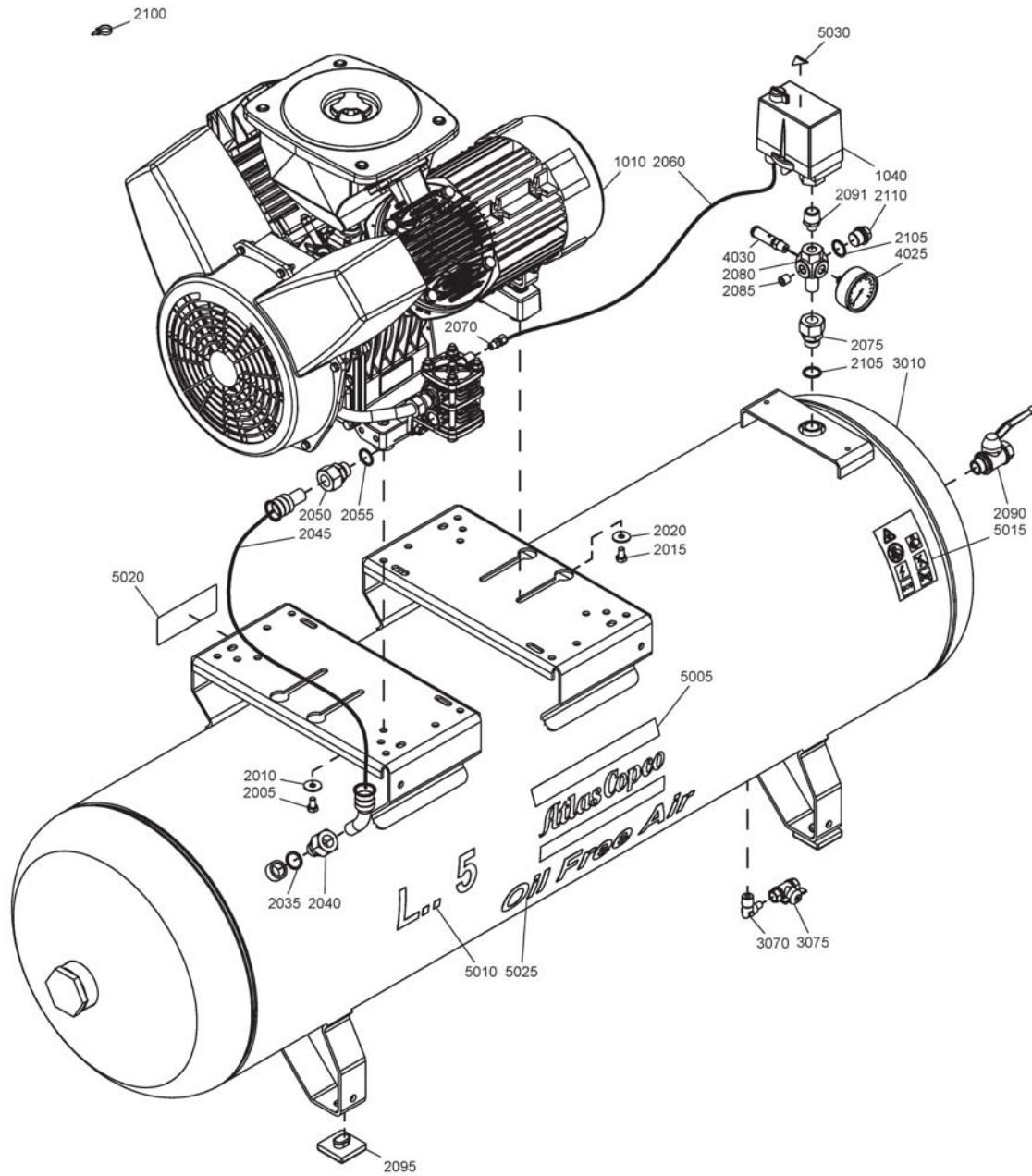


Complete unit - Horizontal air receiver - 250/475 litres - DOL starter - LT 5, LT 7

32

| Ref. | Part number | Qty | Name | Remarks |
|-------------|---------------------|----------|-------------------------------|---------|
| 1010 | <<< >>> | 1 | Power pack | |
| 1040 | <<< >>> | 1 | Pressure switch | 1) |
| 2005 | 0147 1321 03 | 2 | Hexagon bolt | |
| 2010 | 0300 8019 00 | 2 | Washer | |
| 2015 | 0147 1321 03 | 2 | Hexagon bolt | |
| 2020 | 0300 8019 00 | 2 | Washer | |
| 2035 | 0653 9098 00 | 1 | Gasket | |
| 2040 | 0580 0213 03 | 1 | Pipe coupling | |
| 2045 | 0575 0116 10 | 1 | Hose assembly | |
| 2050 | 0580 0213 03 | 1 | Pipe coupling | |
| 2055 | 0653 9098 00 | 1 | Gasket | |
| 2060 | 0070 6002 01 | AR | Flex.tube | |
| 2070 | 0581 0000 77 | 1 | Pipe coupling | |
| 2075 | 0580 0213 03 | 1 | Pipe coupling | |
| 2080 | 1503 2963 01 | 1 | Connection | |
| 2085 | 0686 3115 59 | 1 | Plug | |
| 2090 | 0852 0010 14 | 1 | Ball valve | |
| 2091 | 0603 4100 84 | 1 | Nipple | |
| 2095 | 1502 4202 00 | 4 | Pad | |
| 2100 | 1088 1301 01 | 2 | Cable strip | |
| 2105 | 0653 9098 00 | 2 | Gasket | |
| 2110 | 0686 3716 02 | 1 | Plug | |
| | | 1 | Receiver assembly | |
| | 1503 3225 51 | | LT 5 15bar(e) 250 Litres ASME | |
| | 1503 2970 90 | | LT 5 15bar(e) 250 Litres CE | |
| | 1503 2971 90 | | LT 5 15bar(e) 475 Litres CE | |
| | 1503 3226 51 | | LT 5 20bar(e) 250 Litres ASME | |
| | 1503 8001 60 | | LT 5 20bar(e) 250 Litres CE | |
| | 1503 8002 60 | | LT 5 20bar(e) 475 Litres CE | |
| | 1503 2970 90 | | LT 7 15bar(e) 250 Litres CE | |
| | 1503 2971 90 | | LT 7 15bar(e) 475 Litres CE | |
| | 1503 8001 60 | | LT 7 20bar(e) 250 Litres CE | |
| | 1503 8002 60 | | LT 7 20bar(e) 475 Litres CE | |
| 3010 | • | 1 | Air receiver | |
| | 1503 3225 00 | | LT 5 15bar(e) 250 Litres ASME | |
| | 1503 2970 80 | | LT 5 15bar(e) 250 Litres CE | |
| | 1503 2971 80 | | LT 5 15bar(e) 475 Litres CE | |
| | 1503 3226 00 | | LT 5 20bar(e) 250 Litres ASME | |
| | 1503 8001 80 | | LT 5 20bar(e) 250 Litres CE | |
| | 1503 8002 80 | | LT 5 20bar(e) 475 Litres CE | |
| | 1503 2970 80 | | LT 7 15bar(e) 250 Litres CE | |
| | 1503 2971 80 | | LT 7 15bar(e) 475 Litres CE | |
| | 1503 8001 80 | | LT 7 20bar(e) 250 Litres CE | |
| | 1503 8002 80 | | LT 7 20bar(e) 475 Litres CE | |
| 3070 | 1503 2565 41 •• | 1 | Elbow | |
| 3075 | 0852 0010 36 •• | 1 | Ball valve | |
| 4025 | | 1 | Press gauge | |
| | 0872 1000 54 | | 15bar(e) | |
| | 0872 1000 55 | | 20bar(e) | |
| 4030 | | 1 | Safety valve | |
| | 0830 1009 04 | | LT 5 15bar(e) 250 Litres ASME | |
| | 0830 1007 71 | | LT 5 15bar(e) 250 Litres CE | |
| | 0830 1007 71 | | LT 5 15bar(e) 475 Litres CE | |
| | 0830 1009 05 | | LT 5 20bar(e) 250 Litres ASME | |

32

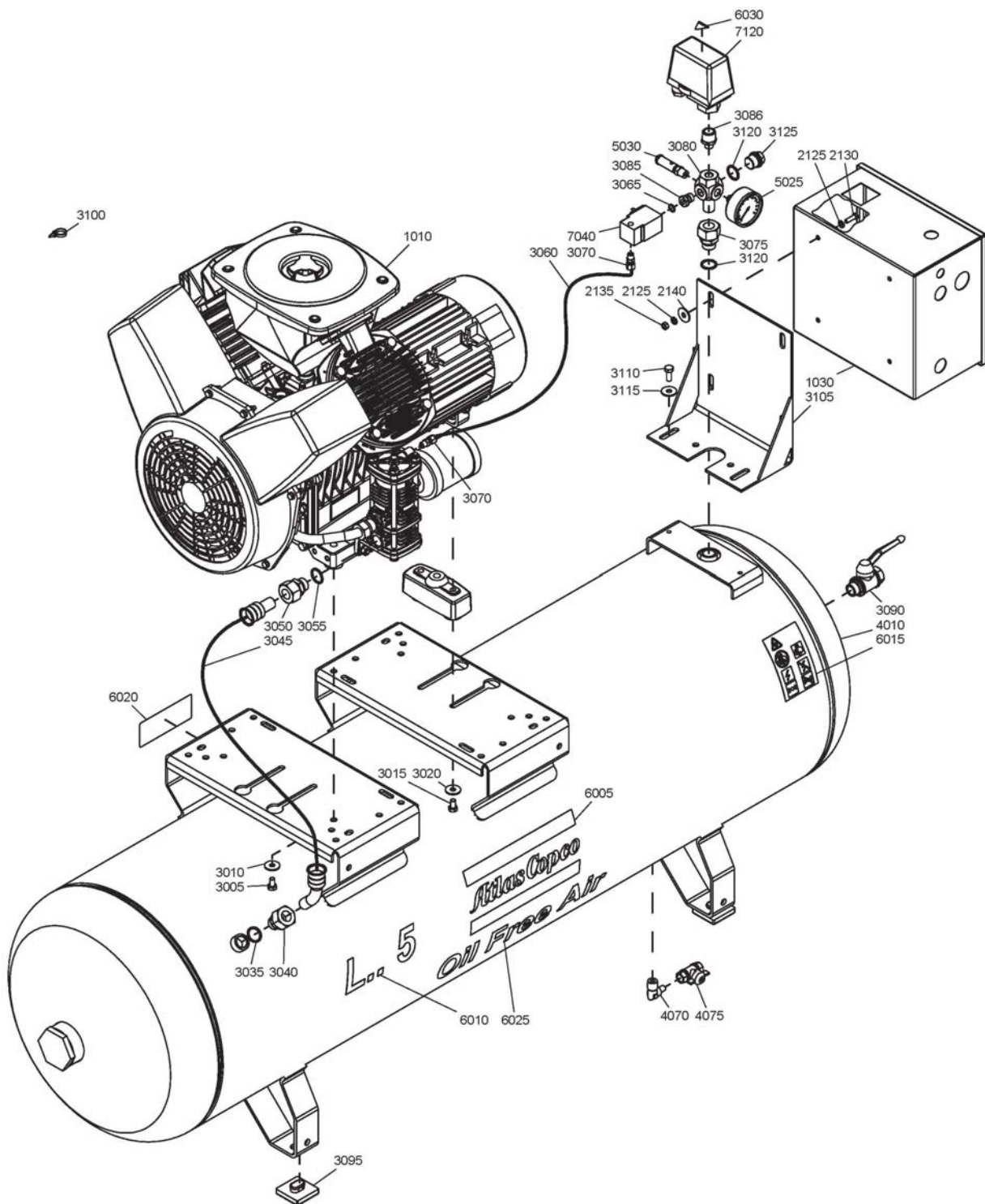


Complete unit - Horizontal air receiver - 250/475 Litres - DOL starter - LT 5, LT 7

32

| Ref. | Part number | Qty | Name | Remarks |
|------|--------------|-----|-----------------------------|---------|
| | 0830 1007 72 | | LT 5 20bar(e) 250 Litres CE | |
| | 0830 1007 72 | | LT 5 20bar(e) 475 Litres CE | |
| | 0830 1007 71 | | LT 7 15bar(e) 250 Litres CE | |
| | 0830 1007 71 | | LT 7 15bar(e) 475 Litres CE | |
| | 0830 1007 72 | | LT 7 20bar(e) 250 Litres CE | |
| | 0830 1007 72 | | LT 7 20bar(e) 475 Litres CE | |
| 5005 | 0690 1125 01 | 1 | House mark | |
| 5010 | | 1 | Decal | |
| | 1503 3270 17 | | LT5 | |
| | 1503 3270 18 | | LT7 | |
| 5015 | 1079 9901 09 | 1 | Label | |
| 5020 | 1503 2975 00 | 1 | Data plate | |
| 5025 | | - | Not used | |
| 5030 | 1088 1001 01 | 2 | Warning mark | |

1) See: **Electrical components - Motor, Pressure switch and Solenoid valve**

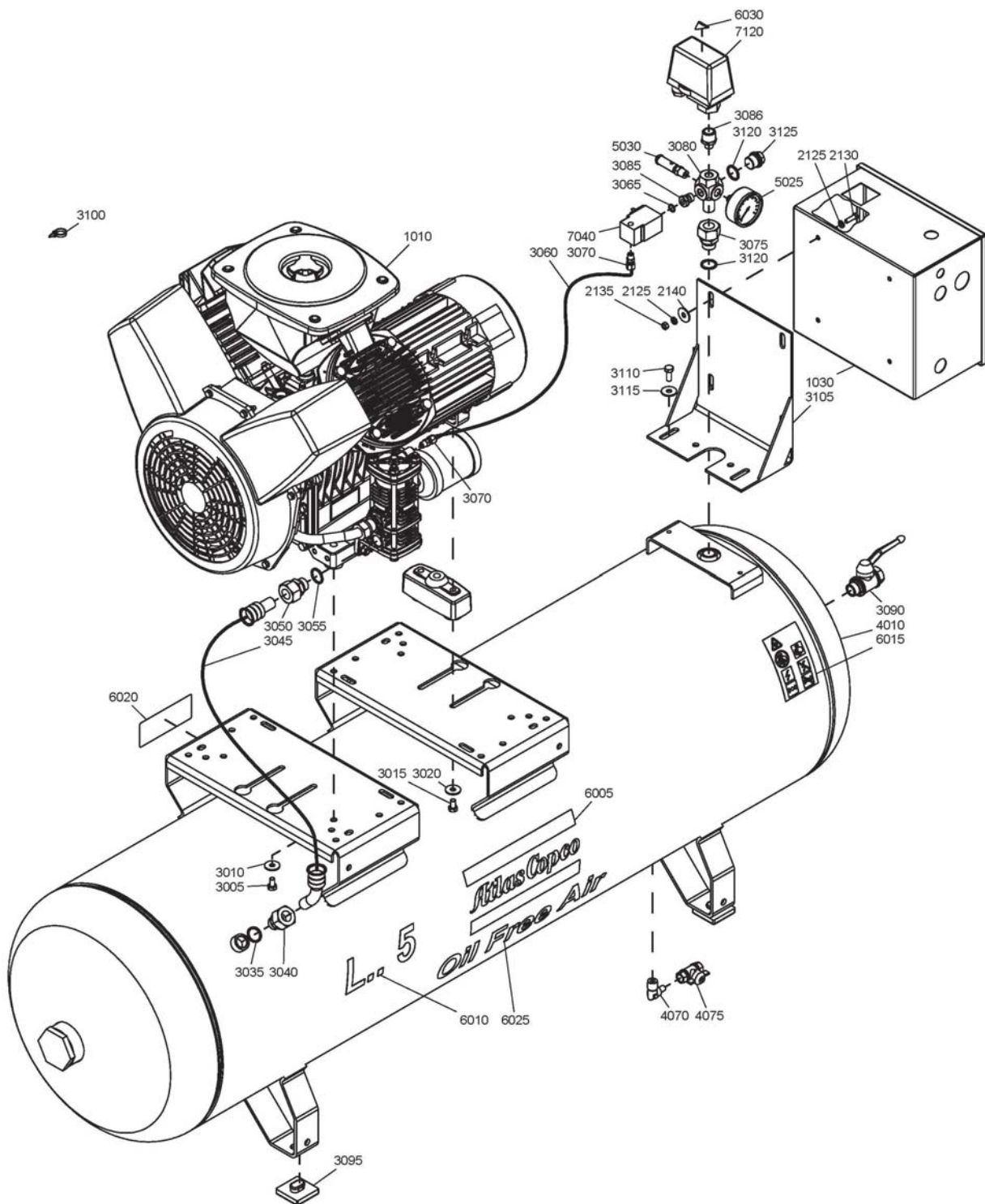


Complete unit - Horizontal air receiver - 250/475 Litres - Star/Delta starter - LT 5, LT 7, LT 10

33

| Ref. | Part number | Qty | Name | Remarks |
|-------------|----------------------------------|----------|-------------------------------|---------|
| 1010 | <<< >>> | 1 | Power pack | |
| 1030 | <<< >>> | 1 | Cubicle | |
| 2125 | 0301 2321 00 | 8 | Washer | |
| 2130 | 0160 6084 00 | 4 | Screw | |
| 2135 | 0266 2108 00 | 4 | Nut | |
| 2140 | 0300 8019 00 | 4 | Washer | |
| 3005 | 0147 1321 03 | 2 | Hexagon bolt | |
| 3010 | 0300 8019 00 | 2 | Washer | |
| 3015 | 0147 1321 03 | 2 | Hexagon bolt | |
| 3020 | 0300 8019 00 | 2 | Washer | |
| 3035 | 0653 9098 00 | 1 | Gasket | |
| 3040 | 0580 0213 03 | 1 | Pipe coupling | |
| 3045 | | 1 | Hose assembly | |
| | 0575 0116 10 | | LT 5 | |
| | 0575 0116 10 | | LT 7 | |
| | 0575 0011 10 | | LT 10 | |
| 3050 | 0580 0213 03 | 1 | Pipe coupling | |
| 3055 | 0653 9098 00 | 1 | Gasket | |
| 3060 | 0070 6002 01 | AR | Flex.tube | |
| 3065 | 0653 9038 00 | 1 | Gasket | |
| 3070 | 0581 0000 77 | 2 | Pipe coupling | |
| 3075 | 0580 0213 03 | 1 | Pipe coupling | |
| 3080 | 1503 2963 01 | 1 | Connection | |
| 3085 | 1503 2964 00 | 1 | Bushing | |
| 3086 | 0603 4100 84 | 1 | Nipple | |
| 3090 | 0852 0010 14 | 1 | Ball valve | |
| 3095 | 1502 4202 00 | 4 | Pad | |
| 3100 | 1088 1301 01 | 2 | Cable strip | |
| 3105 | 1503 8085 00 | 1 | Support | |
| 3110 | 0147 1323 03 | 2 | Screw | |
| 3115 | 0300 8019 00 | 2 | Washer | |
| 3120 | 0653 9098 00 | 2 | Gasket | |
| 3125 | 0686 3716 02 | 1 | Plug | |
| | | 1 | Receiver assembly | |
| | 1503 2970 90 | | LT 5 15bar(e) 250 Litres CE | |
| | 1503 2971 90 | | LT 5 15bar(e) 475 Litres CE | |
| | 1503 8001 60 | | LT 5 20bar(e) 250 Litres CE | |
| | 1503 8002 60 | | LT 5 20bar(e) 475 Litres CE | |
| | 1503 3225 51 | | LT 7 15bar(e) 250 Litres ASME | |
| | 1503 2970 90 | | LT 7 15bar(e) 250 Litres CE | |
| | 1503 2971 90 | | LT 7 15bar(e) 475 Litres CE | |
| | 1503 3226 51 | | LT 7 20bar(e) 250 Litres ASME | |
| | 1503 8001 60 | | LT 7 20bar(e) 250 Litres CE | |
| | 1503 8002 60 | | LT 7 20bar(e) 475 Litres CE | |
| | 1503 2970 90 | | LT 10 15bar(e) 250 Litres CE | |
| | 1503 2971 90 | | LT 10 15bar(e) 475 Litres CE | |
| | 1503 8001 60 | | LT 10 20bar(e) 250 Litres CE | |
| | 1503 8002 60 | | LT 10 20bar(e) 475 Litres CE | |
| 4010 | • | 1 | Air receiver | |
| | 1503 2970 80 | | LT 5 15bar(e) 250 Litres CE | |
| | 1503 2971 80 | | LT 5 15bar(e) 475 Litres CE | |
| | 1503 8001 80 | | LT 5 20bar(e) 250 Litres CE | |
| | 1503 8002 80 | | LT 5 20bar(e) 475 Litres CE | |
| | 1503 3225 00 | | LT 7 15bar(e) 250 Litres ASME | |

33



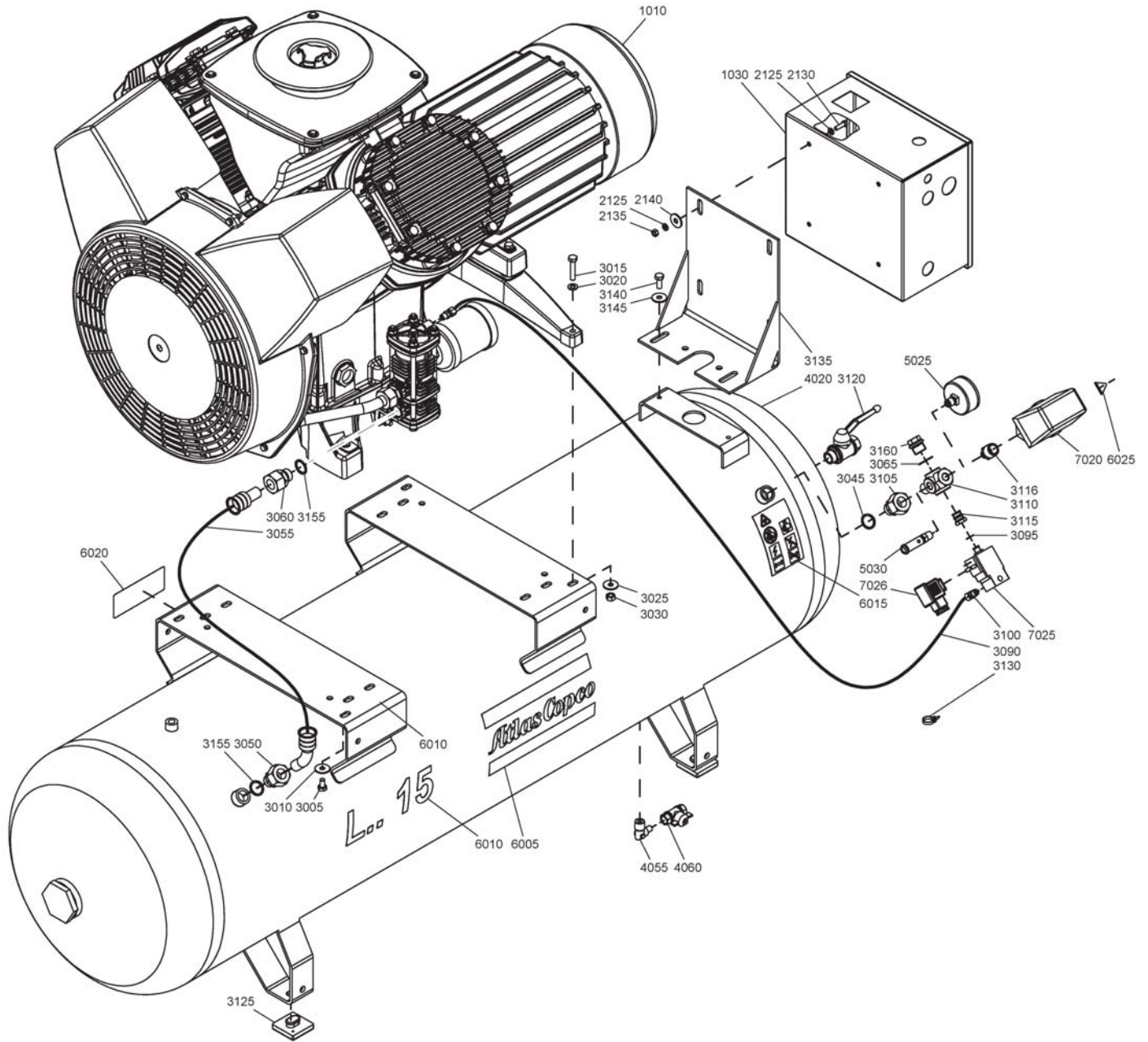
Complete unit - Horizontal air receiver - 250/475 Litres - Star/Delta starter - LT 5, LT 7, LT 10

33

| Ref. | Part number | Qty | Name | Remarks |
|------|--------------|------|-------------------------------|---------|
| | 1503 2970 80 | | LT 7 15bar(e) 250 Litres CE | |
| | 1503 2971 80 | | LT 7 15bar(e) 475 Litres CE | |
| | 1503 3226 00 | | LT 7 20bar(e) 250 Litres ASME | |
| | 1503 8001 80 | | LT 7 20bar(e) 250 Litres CE | |
| | 1503 8002 80 | | LT 7 20bar(e) 475 Litres CE | |
| | 1503 2970 80 | | LT 10 15bar(e) 250 Litres CE | |
| | 1503 2971 80 | | LT 10 15bar(e) 475 Litres CE | |
| | 1503 8001 80 | | LT 10 20bar(e) 250 Litres CE | |
| | 1503 8002 80 | | LT 10 20bar(e) 475 Litres CE | |
| 4070 | 1503 2565 41 | •• 1 | Elbow | |
| 4075 | 0852 0010 36 | •• 1 | Ball valve | |
| 5025 | | 1 | Press gauge | |
| | 0872 1000 54 | | 15bar(e) | |
| | 0872 1000 55 | | 20bar(e) | |
| 5030 | | 1 | Safety valve | |
| | 0830 1007 71 | | LT 5 15bar(e) 250 Litres CE | |
| | 0830 1007 71 | | LT 5 15bar(e) 475 Litres CE | |
| | 0830 1007 72 | | LT 5 20bar(e) 250 Litres CE | |
| | 0830 1007 72 | | LT 5 20bar(e) 475 Litres CE | |
| | 0830 1009 04 | | LT 7 15bar(e) 250 Litres ASME | |
| | 0830 1007 71 | | LT 7 15bar(e) 250 Litres CE | |
| | 0830 1007 71 | | LT 7 15bar(e) 475 Litres CE | |
| | 0830 1009 05 | | LT 7 20bar(e) 250 Litres ASME | |
| | 0830 1007 72 | | LT 7 20bar(e) 250 Litres CE | |
| | 0830 1007 72 | | LT 7 20bar(e) 475 Litres CE | |
| | 0830 1007 71 | | LT 10 15bar(e) 250 Litres CE | |
| | 0830 1007 71 | | LT 10 15bar(e) 475 Litres CE | |
| | 0830 1007 72 | | LT 10 20bar(e) 250 Litres CE | |
| | 0830 1007 72 | | LT 10 20bar(e) 475 Litres CE | |
| 6005 | 0690 1125 01 | 1 | House mark | |
| 6010 | | 1 | Decal | |
| | 1503 3270 17 | | LT5 | |
| | 1503 3270 18 | | LT7 | |
| | 1503 3270 19 | | LT10 | |
| 6015 | 1079 9901 09 | 1 | Label | |
| 6020 | 1503 2975 00 | 1 | Data plate | |
| 6025 | | - | Not used | |
| 6030 | 1088 1001 01 | 2 | Warning mark | |
| 7040 | <<< >>> | 1 | Solenoid valve | 1) |
| 7120 | <<< >>> | 1 | Pressure switch | 1) |

1) See: **Electrical components - Motor, Pressure switch and Solenoid valve**

34

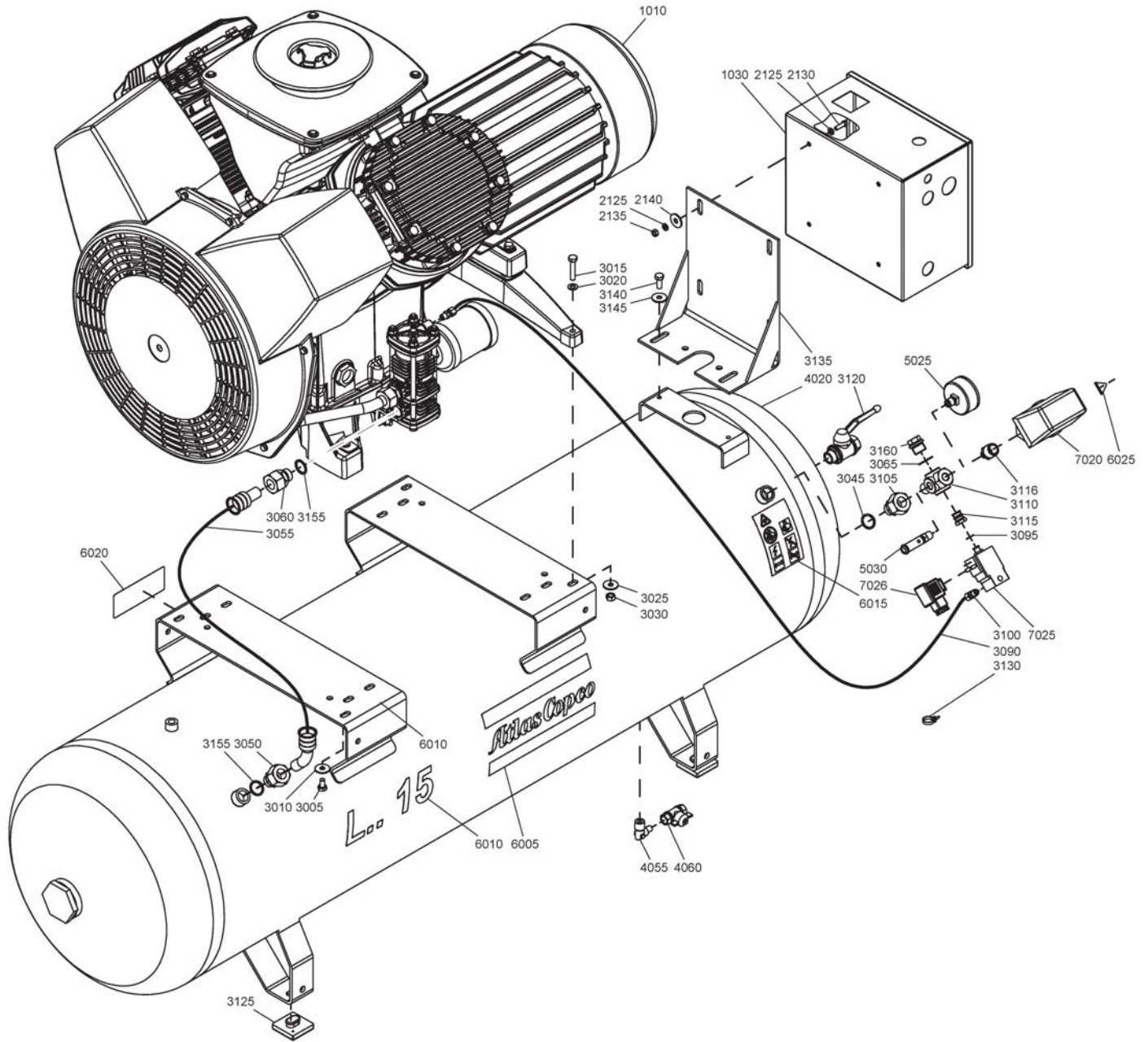


Complete unit - Horizontal air receiver - 250/475 Litres - Star/Delta starter - LT 15, LT 20

34

| Ref. | Part number | Qty | Name | Remarks |
|-------------|---------------------|----------|--------------------------------|---------|
| 1010 | <<< >>> | 1 | PowerPack | |
| 1030 | <<< >>> | 1 | Cubicle | |
| 2125 | 0301 2321 00 | 8 | Washer | |
| 2130 | 0160 6084 00 | 4 | Screw | |
| 2135 | 0266 2108 00 | 4 | Nut | |
| 2140 | 0300 8019 00 | 4 | Washer | |
| 3005 | 0147 1321 03 | 2 | Hexagon bolt | |
| 3010 | 0300 8019 00 | 2 | Washer | |
| 3015 | 0147 1328 03 | 2 | Hexagon bolt | |
| 3020 | 0301 2335 00 | 2 | Washer | |
| 3025 | 0300 8019 00 | 2 | Washer | |
| 3030 | 0266 2110 00 | 2 | Nut | |
| 3045 | 0653 9098 00 | 1 | Gasket | |
| 3050 | 0580 0213 03 | 1 | Pipe coupling | |
| 3055 | 0575 0011 10 | 1 | Flexible | |
| 3060 | 0580 0213 03 | 1 | Pipe coupling | |
| 3065 | 0653 9098 00 | 1 | Gasket | |
| 3090 | 0070 6002 01 | AR | Flex.tube | |
| 3095 | 0653 9038 00 | 1 | Gasket | |
| 3100 | 0581 0000 77 | 2 | Pipe coupling | |
| 3105 | 0580 0213 03 | 1 | Pipe coupling | |
| 3110 | 1503 2963 01 | 1 | Connection | |
| 3115 | 1503 2964 00 | 1 | Bushing | |
| 3116 | 0603 4100 84 | 1 | Nipple | |
| 3120 | 0852 0010 14 | 1 | Ball valve | |
| 3125 | 1502 4202 00 | 4 | Pad | |
| 3130 | 1088 1301 01 | 2 | Cable strip | |
| 3135 | 1503 8085 00 | 1 | Support | |
| 3140 | 0147 1323 03 | 2 | Screw | |
| 3145 | 0300 8019 00 | 2 | Washer | |
| 3155 | 0653 9098 00 | 2 | Gasket | |
| 3160 | 0686 3716 02 | 1 | Plug | |
| | | 1 | Receiver assembly | |
| | 1503 2783 80 | | LT 15 15bar(e) 250 Litres CE | |
| | 1503 2783 80 | | LT 15 20bar(e) 250 Litres EUR | |
| | 1503 2785 80 | | LT 15 20bar(e) 475 Litres EUR | |
| | 1503 2783 80 | | LT 20 15bar(e) 250 Litres CE | |
| | 1503 3226 51 | | LT 20 20bar(e) 250 Litres ASME | |
| | 1503 2783 80 | | LT 20 20bar(e) 250 Litres EUR | |
| | 1503 2785 80 | | LT 20 20bar(e) 475 Litres EUR | |
| 4020 | • | 1 | Air receiver | |
| | 1503 2783 00 | | LT 15 15bar(e) 250 Litres CE | |
| | 1503 2783 00 | | LT 15 20bar(e) 250 Litres EUR | |
| | 1503 2785 00 | | LT 15 20bar(e) 475 Litres EUR | |
| | 1503 2783 00 | | LT 20 15bar(e) 250 Litres CE | |
| | 1503 3226 00 | | LT 20 20bar(e) 250 Litres ASME | |
| | 1503 2783 00 | | LT 20 20bar(e) 250 Litres EUR | |
| | 1503 2785 00 | | LT 20 20bar(e) 475 Litres EUR | |
| 4055 | 1503 2565 41 •• | 1 | Elbow | |
| 4060 | 0852 0010 36 •• | 1 | Ball valve | |
| 5025 | | 1 | Press gauge | |
| | 0872 1000 54 | | 15bar(e) | |
| | 0872 1000 55 | | 20bar(e) | |

34



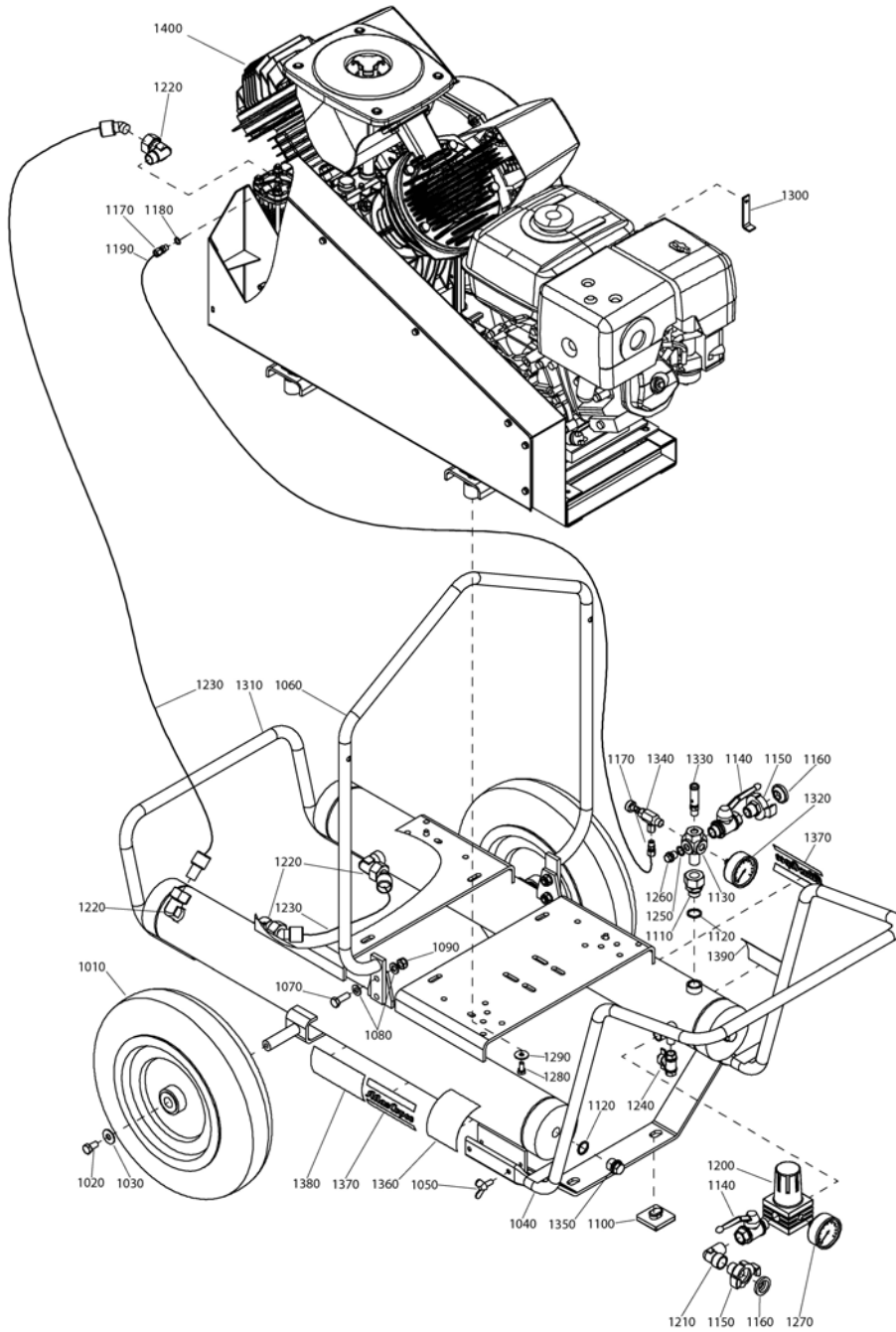
Complete unit - Horizontal air receiver - 250/475 Litres - Star/Delta starter - LT 15, LT 20

34

| Ref. | Part number | Qty | Name | Remarks |
|------|--------------|-----|--------------------------------|---------|
| 5030 | | 1 | Safety valve | |
| | 0830 1007 71 | | LT 15 15bar(e) 250 Litres CE | |
| | 0830 1007 72 | | LT 15 20bar(e) 250 Litres EUR | |
| | 0830 1007 72 | | LT 15 20bar(e) 475 Litres EUR | |
| | 0830 1007 71 | | LT 20 15bar(e) 250 Litres CE | |
| | 0830 1009 05 | | LT 20 20bar(e) 250 Litres ASME | |
| | 0830 1007 72 | | LT 20 20bar(e) 250 Litres EUR | |
| | 0830 1007 72 | | LT 20 20bar(e) 475 Litres EUR | |
| 6005 | 0690 1125 01 | 1 | House mark | |
| 6010 | | 1 | Decal | |
| | 1503 3270 20 | | LT15 | |
| | 1503 3270 21 | | LT20 | |
| 6015 | 1079 9901 09 | 1 | Label | |
| 6020 | 1503 2975 00 | 1 | Data plate | |
| 6025 | 1088 1001 01 | 2 | Warning mark | |
| 7020 | <<< >>> | 1 | Pressure switch | 1) |
| 7025 | <<< >>> | 1 | Solenoid valve | 1) |
| 7026 | | 1 | Connect.head | |
| | 1088 0153 01 | | 50Hz | |
| | 1088 0153 03 | | 60Hz | |

1) See: **Electrical components - Motor, Pressure switch and Solenoid valve**

35

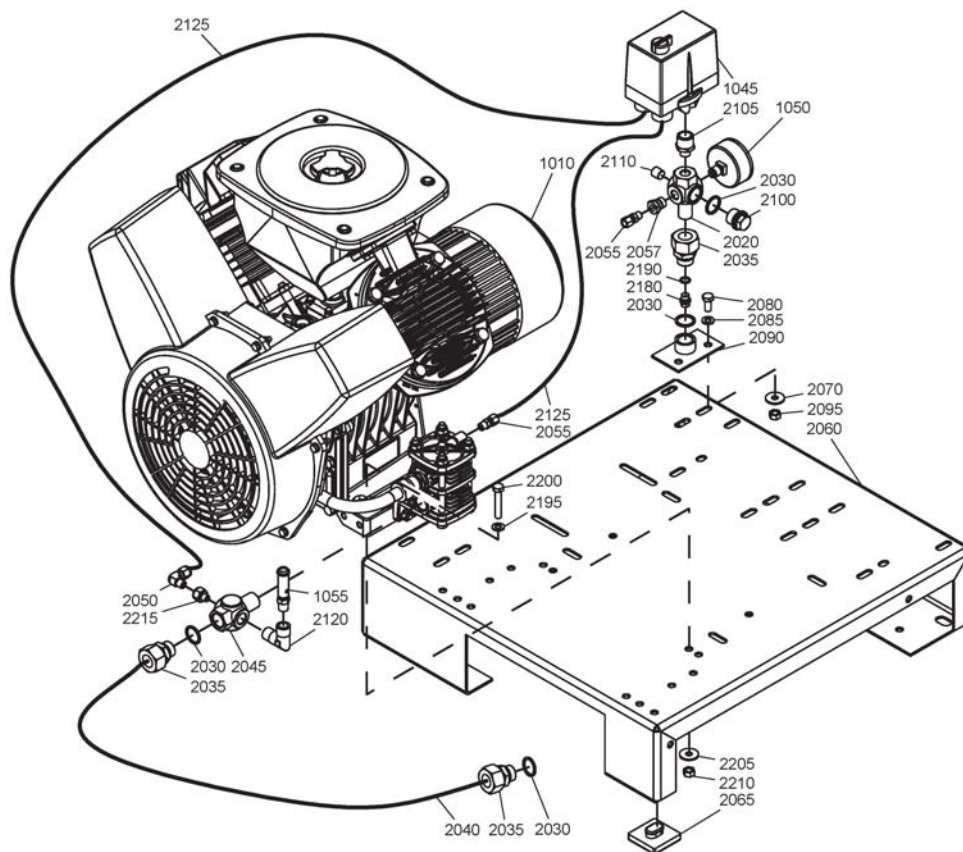


Complete unit - Trolley version - Petrol engine - LT 3, LT 5, LT 7, LT 10

35

| Ref. | Part number | Qty | Name | Remarks |
|-------------|----------------------------------|----------|--------------------|---------|
| 1010 | 2235 0524 00 | 2 | Wheel | |
| 1020 | 0147 1360 03 | 2 | Bolt | |
| 1030 | 0300 8006 00 | 2 | Washer | |
| 1040 | 2235 0526 00 | 1 | Towbar | |
| 1050 | 2235 0837 00 | 4 | Screw | |
| 1060 | 1503 3042 00 | 1 | Lifting beam | |
| 1070 | 0147 1363 03 | 4 | Bolt | |
| 1080 | 0301 2344 00 | 8 | Washer | |
| 1090 | 0291 1111 00 | 4 | Nut | |
| 1100 | 1502 4202 00 | 2 | Pad | |
| 1110 | 0580 0213 03 | 1 | Coupling | |
| 1120 | 0653 9098 00 | 5 | Gasket | |
| 1130 | 1503 2963 01 | 1 | Connector | |
| 1140 | 0852 0010 14 | 2 | Ball valve | |
| 1150 | 2235 0218 00 | 2 | Connection | |
| 1160 | 2235 0228 00 | 2 | Seal | |
| 1170 | 0581 0000 77 | 2 | Pipe coupling | |
| 1180 | 0653 9038 00 | 1 | Gasket | |
| 1190 | 0070 6002 01 | AR | Flexible hose | |
| 1200 | | 1 | Pressure regulator | |
| | 9069 0231 00 | | 15bar(e) | |
| | | 1 | Reducing valve | |
| | 1503 2241 00 | | 20bar(e) | |
| 1210 | 1503 2565 04 | 1 | Elbow | |
| 1220 | 0580 2213 03 | 4 | Elbow | |
| 1230 | 0575 0116 10 | 2 | Hose assembly | |
| 1240 | 0852 0010 36 | 2 | Valve | |
| 1250 | 0653 9056 00 | 1 | Gasket | |
| 1260 | 0686 3716 01 | 1 | Plug | |
| 1270 | | 1 | Gauge | |
| | 0872 1000 53 | | 20bar(e) | |
| 1280 | 0147 1322 03 | 4 | Bolt | |
| 1290 | 0300 8019 00 | 4 | Washer | |
| 1300 | 2235 0576 00 | 1 | Stop rotation | |
| 1310 | 1503 3040 90 | 1 | Frame | |
| 1320 | 0872 1000 53 | 1 | Gauge | |
| | 0872 1000 54 | 1 | Gauge | |
| | 0872 1000 55 | 1 | Gauge | |
| 1330 | | 1 | Safety valve | |
| | 0830 1007 71 | | 15bar(e) | |
| | 0830 1007 72 | | 20bar(e) | |
| 1340 | | 1 | Pilot valve | |
| | 1503 1329 04 | | 15bar(e) | |
| | 1503 8215 00 | | 20bar(e) | |
| 1350 | 0686 3716 02 | 4 | Plug | |
| 1360 | 1079 9901 09 | 1 | Label | |
| 1370 | 0690 1112 01 | 2 | House mark | |
| 1380 | | 1 | CE Data label | |
| 1390 | 2235 0623 00 | 1 | Label | |
| 1400 | <<< >>> | 1 | PowerPack | |

36



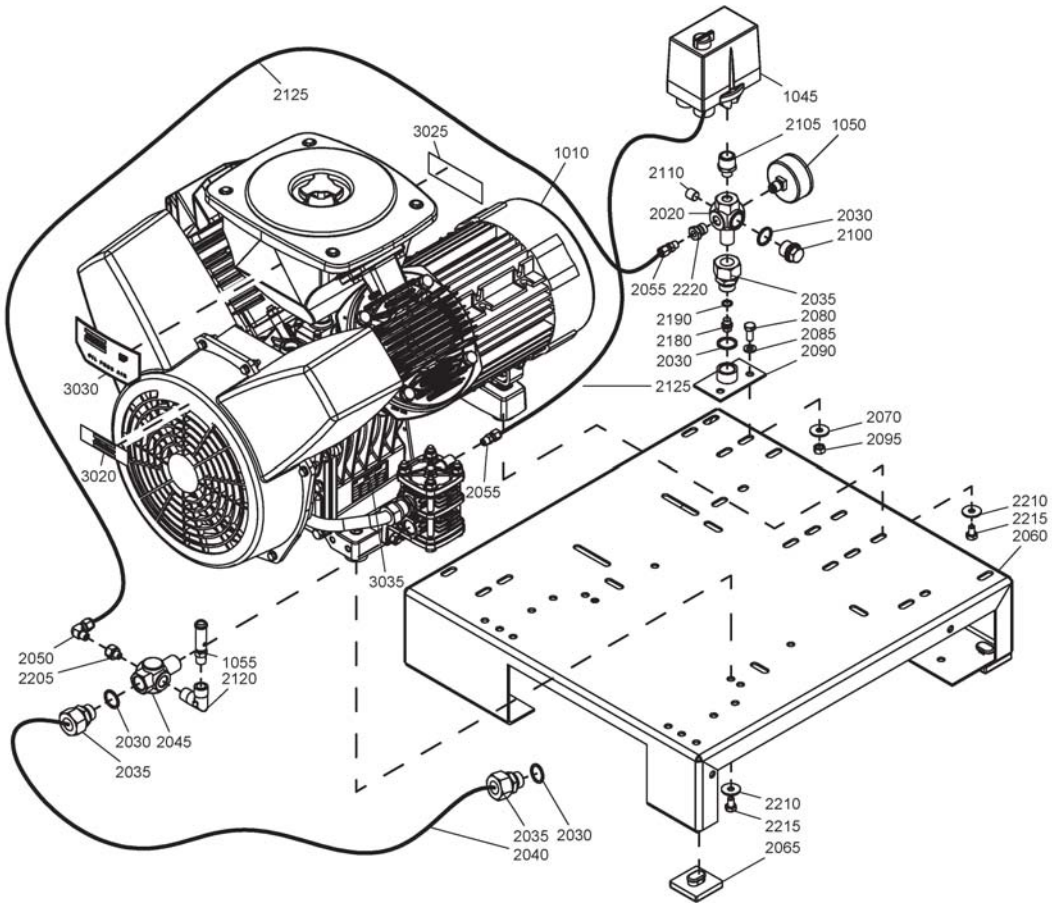
Base mounted unit - Unsilenced - DOL starter - LT 2, LT 3

36

| Ref. | Part number | Qty | Name | Remarks |
|-------------|--------------|----------|-------------------|---------|
| 1010 | <<< >>> | 1 | Power pack | |
| 1045 | <<< >>> | 1 | Pressure switch | 1) |
| 1050 | | 1 | Press gauge | |
| | 0872 1000 54 | | 15bar(e) | |
| | 0872 1000 55 | | 20bar(e) | |
| | 0872 1000 60 | | 30bar(e) | |
| 1055 | | 1 | Safety valve | |
| | 0830 1007 71 | | 15bar(e) | |
| | 0830 1007 72 | | 20bar(e) | |
| | 0830 1007 74 | | 30bar(e) | |
| 2020 | 1503 2963 01 | 1 | Connection | |
| 2030 | 0653 9098 00 | 4 | Gasket | |
| 2035 | 0580 0213 03 | 3 | Pipe coupling | |
| 2040 | 1503 0818 00 | 1 | Flexible pipe | |
| 2045 | 1503 2550 00 | 1 | Connection | |
| 2050 | 0580 2202 00 | 1 | Elbow coupling | |
| 2055 | 0581 0000 77 | 2 | Pipe coupling | |
| 2057 | 1503 2964 00 | 1 | Bushing | |
| 2060 | 1503 3024 00 | 1 | Frame | |
| 2065 | 1502 4202 00 | 4 | Pad | |
| 2070 | 0300 8019 00 | 2 | Washer | |
| 2080 | 0147 1961 84 | 2 | Hexagon bolt | |
| 2085 | 0301 2335 00 | 2 | Washer | |
| 2090 | 1503 3087 00 | 1 | Support | |
| 2095 | 0266 2110 00 | 2 | Nut | |
| 2100 | 0686 3716 02 | 1 | Plug | |
| 2105 | 0603 4100 84 | 1 | Nipple | |
| 2110 | 0686 3115 59 | 1 | Plug | |
| 2120 | 1503 2565 11 | 1 | Elbow | |
| 2125 | 0070 6002 01 | AR | Flex.tube | |
| 2180 | 0686 4201 03 | 1 | Plug | |
| 2190 | 0653 9038 00 | 1 | Gasket | |
| 2195 | 0301 2335 00 | 4 | Washer | |
| 2200 | 0147 1329 03 | 4 | Screw | |
| 2205 | 0300 8019 00 | 4 | Washer | |
| 2210 | 0266 2110 00 | 4 | Nut | |
| 2215 | 1503 2120 00 | 1 | Bushing | |

1) See: **Electrical components - Motor, Pressure switch and Solenoid valve**

37



Base mounted unit - Unsilenced - DOL starter - LT 5, LT 7

37

| Ref. | Part number | Qty | Name | Remarks |
|-------------|--------------|----------|-------------------|---------|
| 1010 | <<< >>> | 1 | Power pack | |
| 1045 | <<< >>> | 1 | Pressure switch | 1) |
| 1050 | | 1 | Press gauge | |
| | 0872 1000 54 | | 15bar(e) | |
| | 0872 1000 55 | | 20bar(e) | |
| | 0872 1000 60 | | 30bar(e) | |
| 1055 | | 1 | Safety valve | |
| | 0830 1007 71 | | 15bar(e) | |
| | 0830 1007 72 | | 20bar(e) | |
| | 0830 1007 74 | | 30bar(e) | |
| 2020 | 1503 2963 01 | 1 | Connection | |
| 2030 | 0653 9098 00 | 4 | Gasket | |
| 2035 | 0580 0213 03 | 3 | Pipe coupling | |
| 2040 | 1503 0818 00 | 1 | Flexible pipe | |
| 2045 | 1503 2550 00 | 1 | Connection | |
| 2050 | 0580 2202 00 | 1 | Elbow coupling | |
| 2055 | 0581 0000 77 | 2 | Pipe coupling | |
| 2060 | 1503 3024 00 | 1 | Frame | |
| 2065 | 1502 4202 00 | 4 | Pad | |
| 2070 | 0300 8019 00 | 2 | Washer | |
| 2080 | 0147 1961 84 | 2 | Hexagon bolt | |
| 2085 | 0301 2335 00 | 2 | Washer | |
| 2090 | 1503 3087 00 | 1 | Support | |
| 2095 | 0266 2110 00 | 2 | Nut | |
| 2100 | 0686 3716 02 | 1 | Plug | |
| 2105 | 0603 4100 84 | 1 | Nipple | |
| 2110 | 0686 3115 59 | 1 | Plug | |
| 2120 | 1503 2565 11 | 1 | Elbow | |
| 2125 | 0070 6002 01 | AR | Flex.tube | |
| 2180 | 0686 4201 03 | 1 | Plug | |
| 2190 | 0653 9038 00 | 1 | Gasket | |
| 2205 | 1503 2120 00 | 1 | Bushing | |
| 2210 | 0300 8019 00 | 4 | Washer | |
| 2215 | 0147 1320 03 | 4 | Screw | |
| 2220 | 1503 2964 00 | 1 | Bushing | |
| 3020 | | - | Not used | |
| 3025 | | - | Not used | |
| 3030 | | - | Not used | |
| 3035 | | - | Not used | |

1) See: **Electrical components - Motor, Pressure switch and Solenoid valve**

Base mounted unit - Unsilenced - Star/Delta starter - LT 5, LT 7, LT 10

38

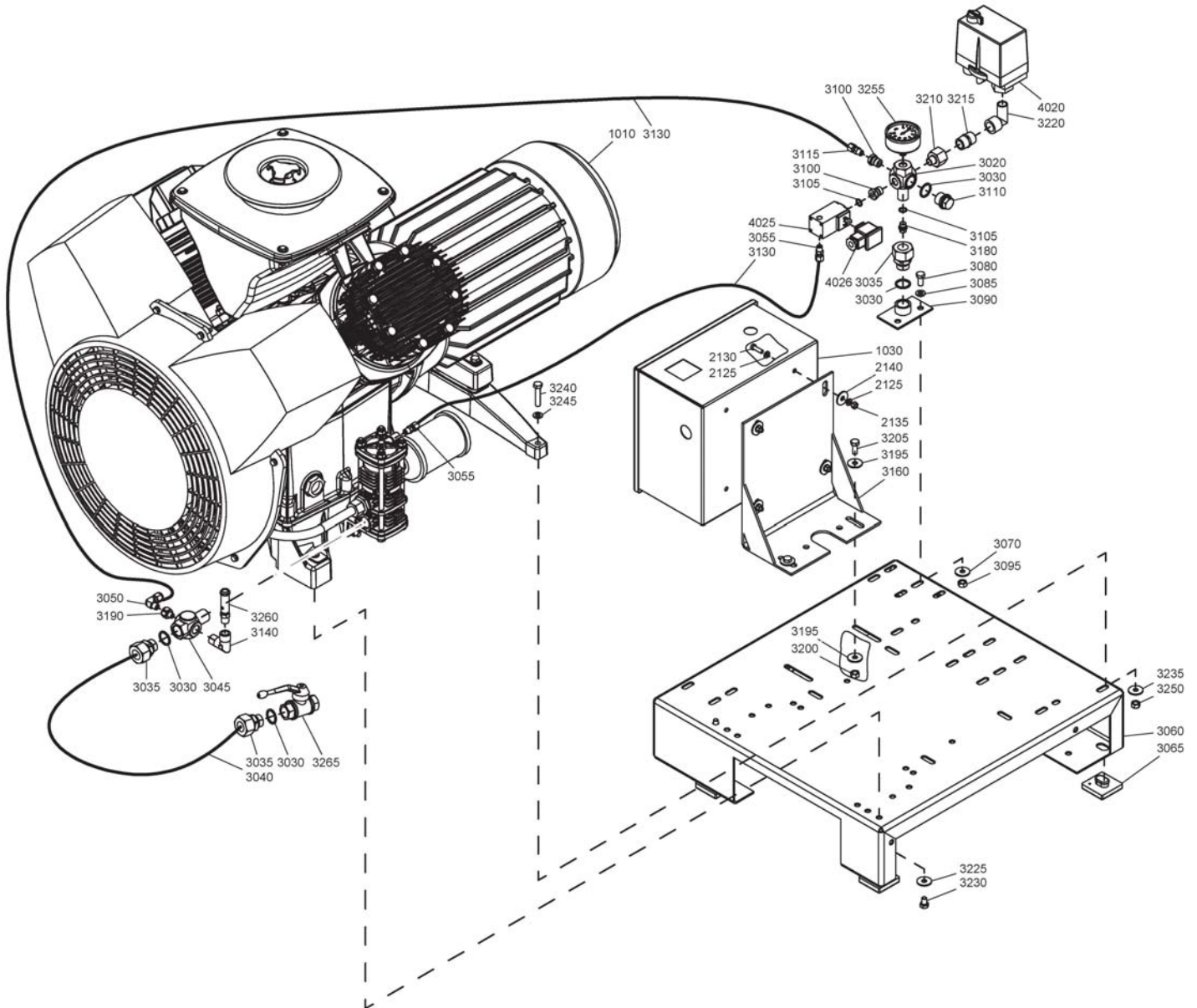
| Ref. | Part number | Qty | Name | Remarks |
|-------------|--|----------|-------------------|---------|
| 1010 | <<< >>> | 1 | Power pack | |
| 1030 | <<< >>> | 1 | Cubicle | |
| 2125 | 0301 2321 00 | 8 | Washer | |
| 2130 | 0160 6084 00 | 4 | Screw | |
| 2135 | 0266 2108 00 | 4 | Nut | |
| 2140 | 0300 8019 00 | 4 | Washer | |
| 3020 | 1503 2963 01 | 1 | Connection | |
| 3030 | 0653 9098 00 | 4 | Gasket | |
| 3035 | 0580 0213 03 | 3 | Pipe coupling | |
| 3040 | 1503 0818 00 | 1 | Flexible pipe | |
| 3045 | 1503 2550 00 | 1 | Connection | |
| 3050 | 0580 2202 00 | 1 | Elbow coupling | |
| 3055 | 0581 0000 77 | 2 | Pipe coupling | |
| 3060 | 1503 3024 00 | 1 | Frame | |
| 3065 | 1502 4202 00 | 4 | Pad | |
| 3070 | 0300 8019 00 | 2 | Washer | |
| 3080 | 0147 1961 84 | 2 | Hexagon bolt | |
| 3085 | 0301 2335 00 | 2 | Washer | |
| 3090 | 1503 3087 00 | 1 | Support | |
| 3095 | 0266 2110 00 | 2 | Nut | |
| 3100 | 1503 2964 00 | 2 | Bushing | |
| 3105 | 0653 9038 00 | 1 | Gasket | |
| 3115 | 0581 0000 77 | 1 | Pipe coupling | |
| 3125 | 1503 2565 11 | 1 | Elbow | |
| 3130 | 0070 6002 01 | AR | Flex.tube | |
| 3160 | 1503 8085 00 | 1 | Support | |
| 3180 | 0686 4201 03 | 1 | Plug | |
| 3190 | 0653 9038 00 | 1 | Gasket | |
| 3200 | 1503 2120 00 | 1 | Bushing | |
| 3205 | 0686 3716 02 | 1 | Plug | |
| 3210 | 0300 8019 00 | 4 | Washer | |
| 3215 | 0147 1320 03 | 4 | Hexagon bolt | |
| 3220 | 0147 1323 03 | 2 | Hexagon bolt | |
| 3225 | 0300 8019 00 | 4 | Washer | |
| 3230 | 0266 2110 00 | 2 | Nut | |
| 3235 | 0605 8350 83 | 1 | Bushing | |
| 3240 | 1503 2564 04 | 1 | Nipple | |
| 3245 | 1503 2565 04 | 1 | Elbow | |
| 4040 | <<< >>> | 1 | Solenoid valve | 1) |
| 4050 | | 1 | Press gauge | |
| | 0872 1000 54 | | 15bar(e) | |
| | 0872 1000 55 | | 20bar(e) | |
| | 0872 1000 60 | | 30bar(e) | |
| 4055 | | 1 | Safety valve | |
| | 0830 1007 71 | | 15bar(e) | |
| | 0830 1007 72 | | 20bar(e) | |
| | 0830 1007 74 | | 30bar(e) | |
| 4085 | | 1 | Connection head | |
| | 1088 0153 03 | | LT 7 UL-cUL | |
| 4120 | <<< >>> | 1 | Pressure switch | 1) |
| 5020 | | - | Not used | |
| 5025 | | - | Not used | |
| 5030 | | - | Not used | |
| 5035 | | - | Not used | |
| 1) | See: Electrical components - Motor, Pressure switch and Solenoid valve | | | |

Base mounted unit - Unsilenced - Star/Delta starter - LT 15

39

| Ref. | Part number | Qty | Name | Remarks |
|-------------|--------------|----------|-------------------|---------|
| 1010 | <<< >>> | 1 | Power pack | |
| 1030 | <<< >>> | 1 | Cubicle | |
| 2125 | 0301 2321 00 | 8 | Washer | |
| 2130 | 0160 6084 00 | 4 | Screw | |
| 2135 | 0266 2108 00 | 4 | Nut | |
| 2140 | 0300 8019 00 | 4 | Washer | |
| 3020 | 1503 2963 01 | 1 | Connection | |
| 3030 | 0653 9098 00 | 4 | Gasket | |
| 3035 | 0580 0213 03 | 3 | Pipe coupling | |
| 3040 | | 1 | Flexible pipe | |
| | 1503 8080 00 | | LT 15 15bar(e) | |
| | 1503 0818 00 | | LT 15 20bar(e) | |
| | 1503 0818 00 | | LT 15 30bar(e) | |
| | 1503 0818 00 | | LT 20 20bar(e) | |
| | 1503 0818 00 | | LT 20 30bar(e) | |
| 3045 | 1503 2550 00 | 1 | Connection | |
| 3050 | 0580 2202 00 | 1 | Elbow coupling | |
| 3055 | 0581 0000 77 | 2 | Pipe coupling | |
| 3060 | 1503 3024 00 | 1 | Frame | |
| 3065 | 1502 4202 00 | 4 | Pad | |
| 3070 | 0300 8019 00 | 2 | Washer | |
| 3080 | 0147 1961 84 | 2 | Hexagon bolt | |
| 3085 | 0301 2335 00 | 2 | Washer | |
| 3090 | 1503 3087 00 | 1 | Support | |
| 3095 | 0266 2110 00 | 2 | Nut | |
| 3100 | 1503 2964 00 | 2 | Bushing | |
| 3105 | 0653 9038 00 | 2 | Gasket | |
| 3110 | 0686 3716 02 | 1 | Plug | |
| 3115 | 0581 0000 77 | 1 | Pipe coupling | |
| 3130 | 0070 6002 01 | AR | Flex.tube | |
| 3140 | 1503 2565 11 | 1 | Elbow | |
| 3160 | 1503 8085 00 | 1 | Support | |
| 3180 | 0686 4201 03 | 1 | Plug | |
| 3190 | 1503 2120 00 | 1 | Bushing | |
| 3195 | 0300 8019 00 | 4 | Washer | |
| 3200 | 0266 2110 00 | 2 | Nut | |
| 3205 | 0147 1323 03 | 2 | Hexagon bolt | |
| 3210 | 0605 8350 83 | 1 | Bushing | |
| 3215 | 1503 2564 04 | 1 | Nipple | |
| 3220 | 1503 2565 04 | 1 | Elbow | |
| 3225 | 0300 8019 00 | 2 | Washer | |
| 3230 | 0147 1320 03 | 2 | Hexagon bolt | |
| 3235 | 0300 8019 00 | 2 | Washer | |
| 3240 | 0147 1328 03 | 2 | Hexagon bolt | |
| 3245 | 0301 2335 00 | 2 | Washer | |
| 3250 | 0266 2110 00 | 2 | Nut | |
| 3255 | | 1 | Press gauge | |
| | 0872 1000 54 | | LT 15 15bar(e) | |
| | 0872 1000 55 | | LT 15 20bar(e) | |
| | 0872 1000 60 | | LT 15 30bar(e) | |
| | 0872 1000 55 | | LT 20 20bar(e) | |
| | 0872 1000 60 | | LT 20 30bar(e) | |
| 3260 | | 1 | Safety valve | |
| | 0830 1007 71 | | LT 15 15bar(e) | |

39

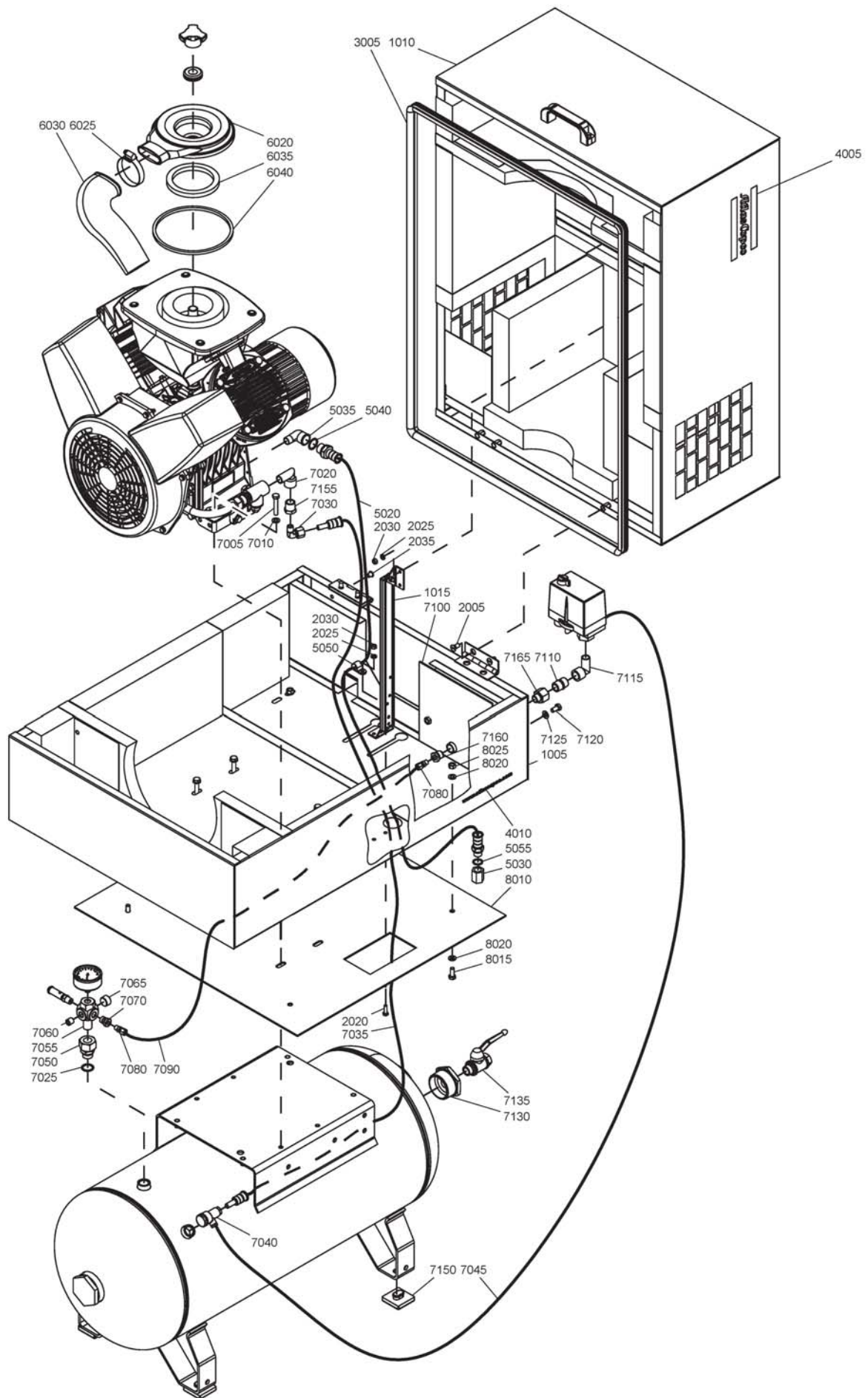


Base mounted unit - Unsilenced - Star/Delta starter - LT 15**39**

| Ref. | Part number | Qty | Name | Remarks |
|------|--------------|-----|-----------------|---------|
| | 0830 1007 72 | | LT 15 20bar(e) | |
| | 0830 1007 74 | | LT 15 30bar(e) | |
| | 0830 1007 72 | | LT 20 20bar(e) | |
| | 0830 1007 74 | | LT 20 30bar(e) | |
| 3265 | 1619 6153 04 | 1 | Ball valve | |
| 4020 | <<< >>> | 1 | Pressure switch | 1) |
| 4025 | <<< >>> | 1 | Solenoid valve | 1) |
| 4026 | | 1 | Connect.head | |
| | 1088 0153 01 | | 50Hz | |
| | 1088 0153 03 | | 60Hz | |

1) See: Electrical components - Motor, Pressure switch and Solenoid valve

40



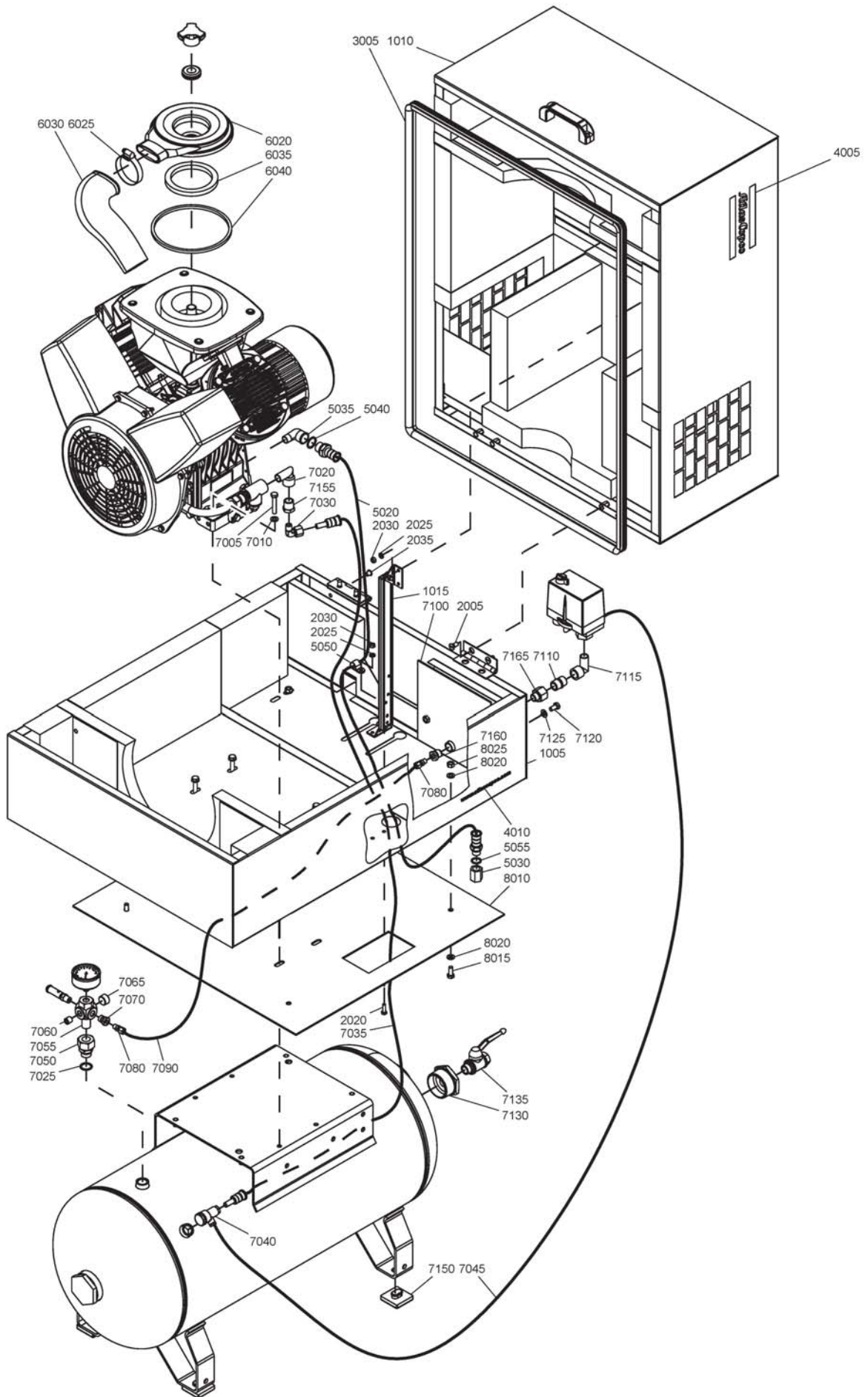
9820 2304 71-01ed00

Standard option - Silencing hood - Air receiver - 90 Litres - DOL starter - Simplified connection - LT 2, LT 3

40

| Ref. | Part number | Qty | Name | Remarks |
|------|--------------|-----|-----------------|---------|
| 1005 | 1503 2980 00 | 1 | Hood bottom | 1)2) |
| 1010 | 1503 2982 00 | 1 | Hood top | 1)2) |
| 1015 | 0351 1000 02 | 1 | Stay | |
| 2005 | 0162 4322 00 | 4 | Screw | |
| 2020 | 0147 1247 03 | 2 | Hexagon bolt | |
| 2025 | 0301 2321 00 | 4 | Washer | |
| 2030 | 0266 2108 00 | 4 | Nut | |
| 2035 | 0686 9106 00 | 6 | Protecting plug | |
| 3005 | 1619 2665 00 | AR | Seal | |
| 4005 | 0690 1116 01 | 2 | House mark | |
| 4010 | 1079 9920 93 | 1 | Label | |
| 5020 | 0574 8097 16 | 1 | Flexible pipe | |
| 5030 | 1503 1217 00 | 1 | Cap | |
| 5035 | 0560 0200 53 | 1 | Elbow | |
| 5040 | 0653 1124 00 | 1 | Gasket | |
| 5050 | 0346 1000 08 | 1 | Pipe clamp | |
| 5055 | 0653 9078 00 | 1 | Gasket | |
| 6020 | 1612 4067 00 | 1 | Cover | |
| 6025 | 0347 6113 00 | 1 | Hose clip | |
| 6030 | 1503 3007 00 | 1 | Suction pipe | |
| 6035 | 1619 5562 00 | AR | Seal | |
| 6040 | 1619 7252 02 | AR | Kit joint | |
| 7005 | 0147 1329 03 | 4 | Hexagon bolt | |
| 7010 | 0301 2335 00 | 4 | Washer | |
| 7020 | 1503 2565 04 | 1 | Elbow | |
| 7025 | 0653 9098 00 | 1 | Gasket | |
| 7030 | 0580 2227 03 | 1 | Pipe coupling | |
| 7035 | 1503 2599 00 | 1 | Hose assembly | |
| 7040 | 2235 1542 00 | 1 | Check valve | |
| 7045 | 0070 6002 01 | AR | Flex.tube | |
| 7050 | 0580 0213 03 | 1 | Pipe coupling | |
| 7055 | 1503 2963 01 | 1 | Connection | |
| 7060 | 0686 3115 59 | 1 | Plug | |
| 7065 | 0686 3115 67 | 1 | Plug | |
| 7070 | 1503 2964 00 | 1 | Bushing | |
| 7080 | 0581 0000 77 | 2 | Pipe coupling | |
| 7090 | 0070 6002 01 | AR | Flex.tube | |
| 7100 | 1503 3038 00 | 1 | Support | |
| 7110 | 1503 2564 04 | 1 | Nipple | |
| 7115 | 1503 2565 04 | 1 | Elbow | |
| 7120 | 0147 1322 03 | 2 | Hexagon bolt | |
| 7125 | 0301 2335 00 | 2 | Washer | |
| 7130 | 0605 8532 03 | 1 | Bushing | |
| 7135 | 0852 0010 14 | 1 | Ball valve | |
| 7150 | 1502 4202 00 | 4 | Pad | |
| 7155 | 0605 8505 03 | 1 | Bushing | |
| 7160 | 0605 8502 03 | 1 | Bushing | |
| 7165 | 0605 8350 82 | 1 | Fitting | |
| 8010 | 1503 8000 06 | 1 | Support | |
| 8015 | 0147 1323 03 | 4 | Screw | |
| 8020 | 0301 2335 00 | 8 | Washer | |
| 8025 | 0266 2110 00 | 4 | Nut | |

40



9820 2304 71-01ed00

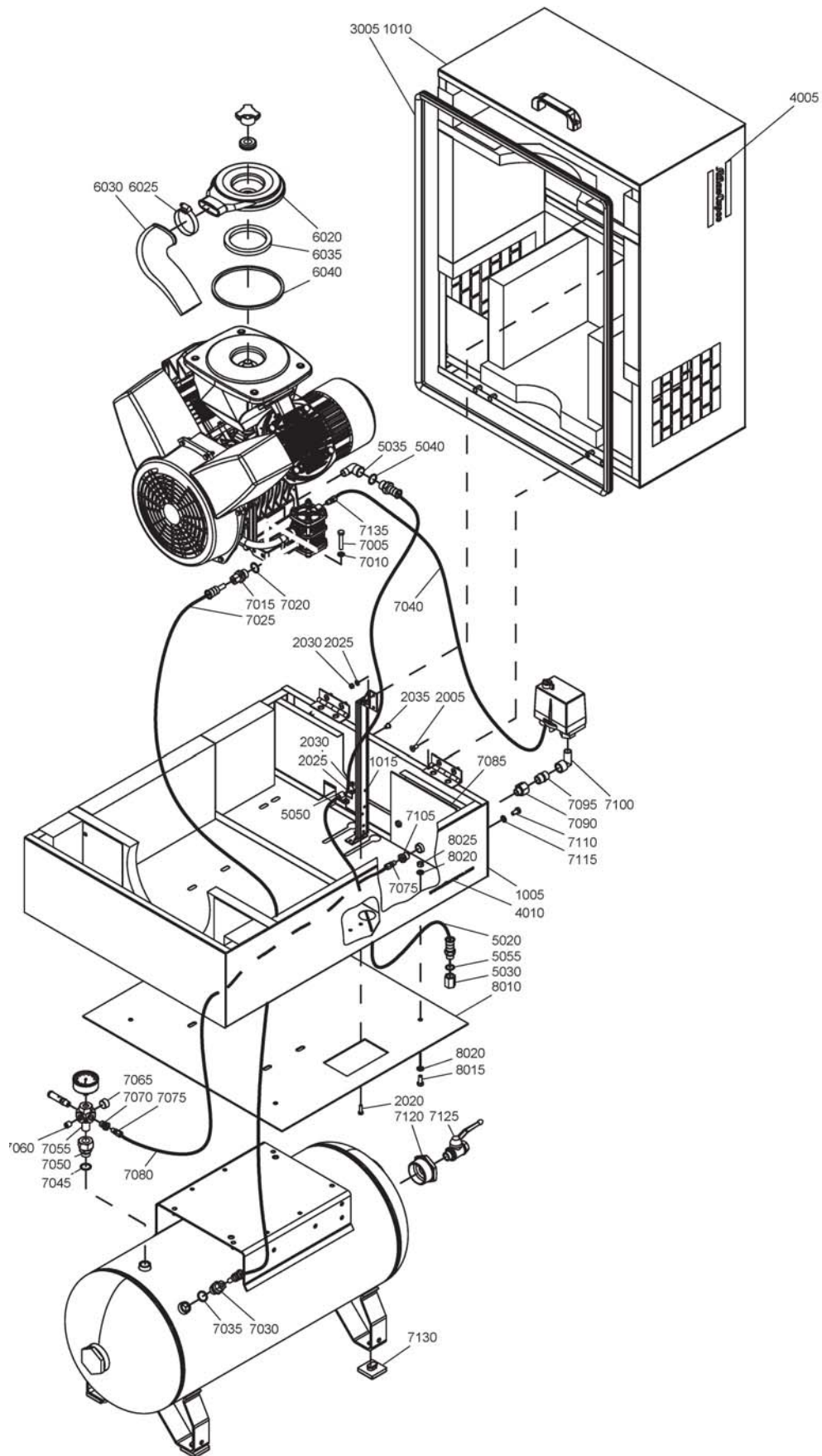
Standard option - Silencing hood - Air receiver - 90 Litres -
DOL starter - Simplified connection - LT 2, LT 3

40

| Ref. | Part number | Qty | Name | Remarks |
|------|-------------|-----|------|---------|
|------|-------------|-----|------|---------|

- | | | | | |
|------|---|--|--|--|
| 1-2) | Lined with: | | | |
| | 1) Foam: 0395 6006 67 (AR) 30 x 2040 x 1650 - self-adhesive | | | |
| | 2) Foam: 0395 6006 69 (AR) 50 x 2040 x 1650 - self-adhesive | | | |

41

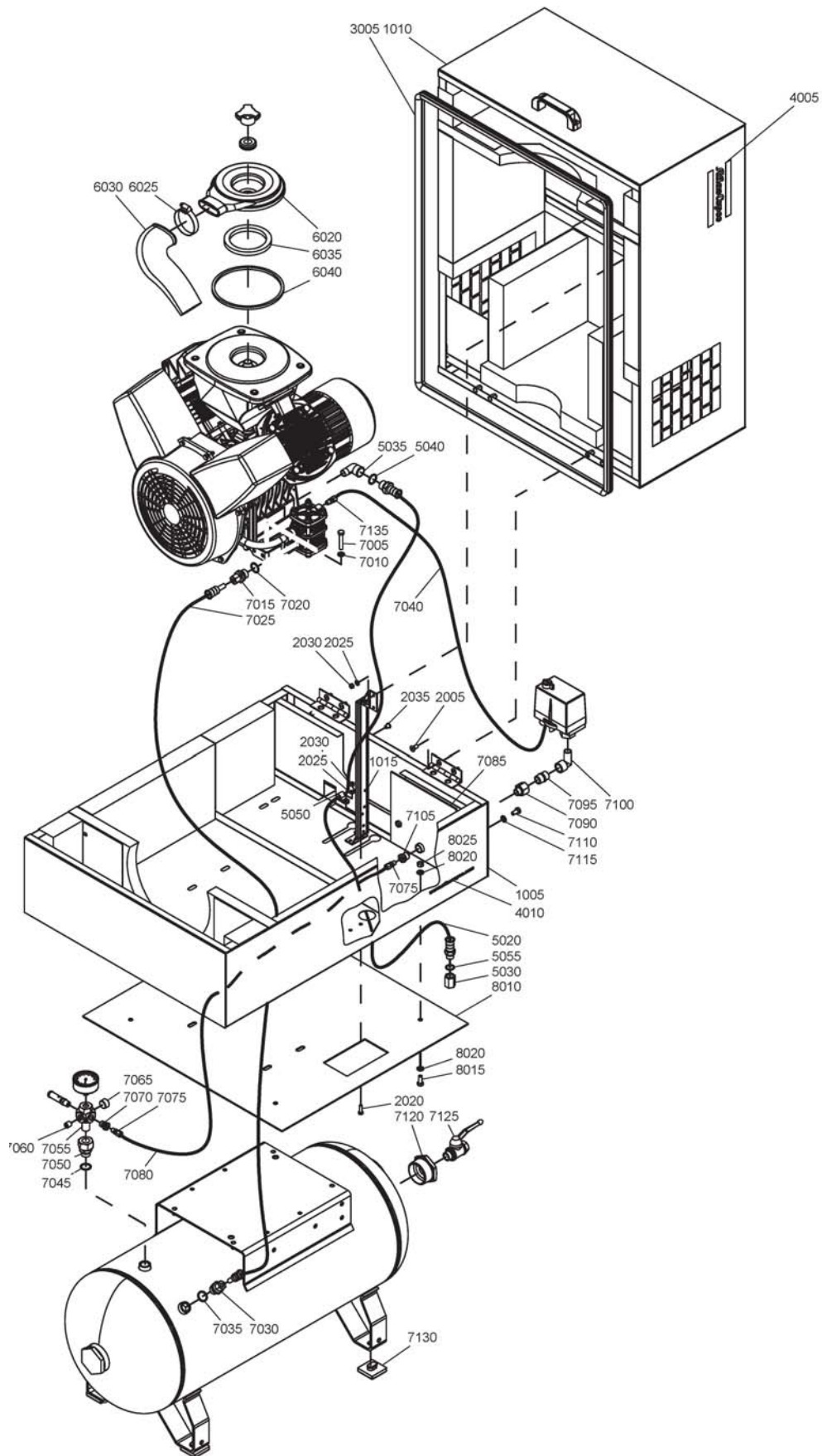


Standard option - Silencing hood - Air receiver - 90 Litres - DOL starter - Check valve version - LT 2, LT 3

41

| Ref. | Part number | Qty | Name | Remarks |
|------|--------------|-----|-----------------|---------|
| 1005 | 1503 2980 00 | 1 | Hood bottom | 1)2) |
| 1010 | 1503 2982 00 | 1 | Hood top | 1)2) |
| 1015 | 0351 1000 02 | 1 | Stay | |
| 2005 | 0162 4322 00 | 4 | Screw | |
| 2020 | 0147 1247 03 | 2 | Hexagon bolt | |
| 2025 | 0301 2321 00 | 4 | Washer | |
| 2030 | 0266 2108 00 | 4 | Nut | |
| 2035 | 0686 9106 00 | 6 | Protecting plug | |
| 3005 | 1619 2665 00 | AR | Seal | |
| 4005 | 0690 1116 01 | 2 | House mark | |
| 4010 | 1079 9920 93 | 1 | Label | |
| 5020 | 0574 8097 16 | 1 | Flexible pipe | |
| 5030 | 1503 1217 00 | 1 | Cap | |
| 5035 | 0560 0200 53 | 1 | Elbow | |
| 5040 | 0653 1124 00 | 1 | Gasket | |
| 5050 | 0346 1000 08 | 1 | Pipe clamp | |
| 5055 | 0653 9078 00 | 1 | Gasket | |
| 6020 | 1612 4067 00 | 1 | Cover | |
| 6025 | 0347 6113 00 | 1 | Hose clip | |
| 6030 | 1503 3007 00 | 1 | Suction pipe | |
| 6035 | 1619 5562 00 | AR | Seal | |
| 6040 | 1619 7252 02 | AR | Kit joint | |
| 7005 | 0147 1329 03 | 4 | Hexagon bolt | |
| 7010 | 0301 2335 00 | 4 | Washer | |
| 7015 | 0580 0200 08 | 1 | Pipe coupling | |
| 7020 | 0653 9098 00 | 1 | Gasket | |
| 7025 | 1503 2515 00 | 1 | Hose assembly | |
| 7030 | 0580 0200 08 | 1 | Pipe coupling | |
| 7035 | 0653 9098 00 | 1 | Gasket | |
| 7040 | 0070 6002 01 | AR | Flex.tube | |
| 7045 | 0653 9098 00 | 1 | Gasket | |
| 7050 | 0580 0213 03 | 1 | Pipe coupling | |
| 7055 | 1503 2963 01 | 1 | Connection | |
| 7060 | 0686 3115 59 | 1 | Plug | |
| 7065 | 0686 3115 67 | 1 | Plug | |
| 7070 | 1503 2964 00 | 1 | Bushing | |
| 7075 | 0581 0000 77 | 2 | Pipe coupling | |
| 7080 | 0070 6002 01 | AR | Flex.tube | |
| 7085 | 1503 3038 00 | 1 | Support | |
| 7090 | 0605 8350 82 | 1 | Fitting | |
| 7095 | 1503 2564 04 | 1 | Nipple | |
| 7100 | 1503 2565 04 | 1 | Elbow | |
| 7105 | 0605 8502 03 | 1 | Bushing | |
| 7110 | 0147 1322 03 | 2 | Hexagon bolt | |
| 7115 | 0301 2335 00 | 2 | Washer | |
| 7120 | 0605 8532 03 | 1 | Bushing | |
| 7125 | 0852 0010 14 | 1 | Ball valve | |
| 7130 | 1502 4202 00 | 4 | Pad | |
| 7135 | 0581 0000 77 | 1 | Pipe coupling | |
| 8010 | 1503 8000 06 | 1 | Support | |
| 8015 | 0147 1323 03 | 4 | Screw | |
| 8020 | 0301 2335 00 | 8 | Washer | |
| 8025 | 0266 2110 00 | 4 | Nut | |

41

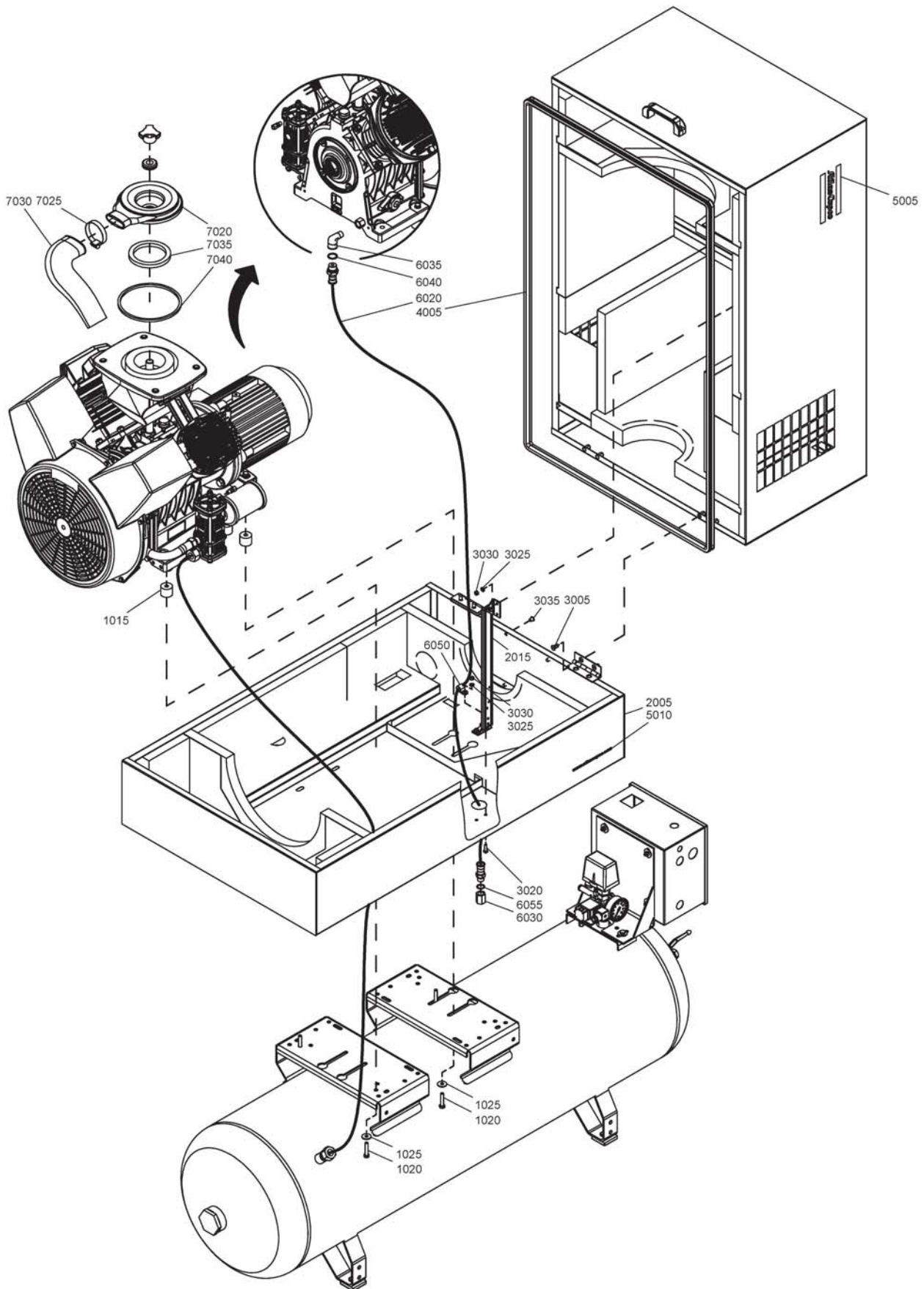


**Standard option - Silencing hood - Air receiver - 90 Litres -
DOL starter - Check valve version - LT 2, LT 3**

41

| Ref. | Part number | Qty | Name | Remarks |
|------|---|-----|------|---------|
| 1-2) | Lined with: | | | |
| | 1) Foam: 0395 6006 67 (AR) 30 x 2040 x 1650 - self-adhesive | | | |
| | 2) Foam: 0395 6006 69 (AR) 50 x 2040 x 1650 - self-adhesive | | | |

42

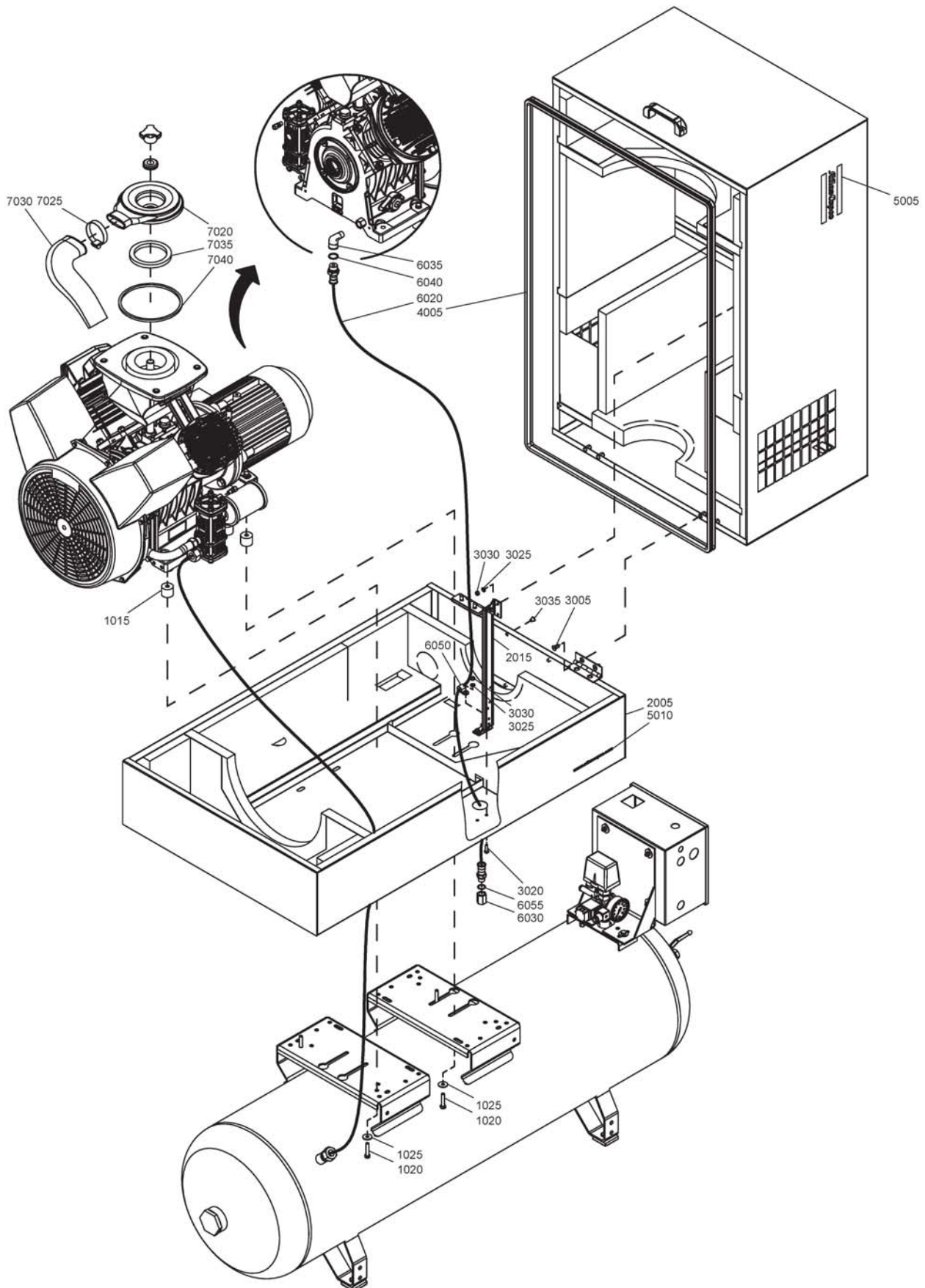


Standard option - Silencing hood - Air receiver - 250/475 Litres - LT 5, LT 7, LT 10, LT 15, LT 20

42

| Ref. | Part number | Qty | Name | Remarks |
|--------------|--------------|-----|-----------------|---------|
| 1015 | | 4 | Spacer | |
| | 1503 3031 00 | | LT 7 | |
| | 1503 3031 00 | | LT 10 | |
| 1020 | | 4 | Hexagon bolt | |
| | 0147 1960 44 | | LT 7 | |
| | 0147 1960 44 | | LT 10 | |
| 1025 | | 4 | Washer | |
| | 0300 8019 00 | | LT 7 | |
| | 0300 8019 00 | | LT 10 | |
| 2005 | | 1 | Hood bottom | 1)2) |
| | 1503 2980 00 | | LT 5 | |
| | 1503 2992 00 | | LT 7 | |
| | 1503 2992 00 | | LT 10 | |
| | 1503 2797 00 | | LT 15 | |
| | 1503 2797 00 | | LT 20 | |
| 2010 | | 1 | Hood top | 1)2) |
| | 1503 2982 00 | | LT 5 | |
| | 1503 2994 00 | | LT 7 | |
| | 1503 2994 00 | | LT 10 | |
| | 1503 2796 00 | | LT 15 | |
| | 1503 2796 00 | | LT 20 | |
| 2015 3005 | 0351 1000 02 | 1 | Stay Screw | |
| | 0162 4322 00 | 4 | LT 5 | |
| | 0162 4322 00 | 4 | LT 7 | |
| | 0162 4322 00 | 4 | LT 10 | |
| | 0162 4322 00 | 6 | LT 15 | |
| | 0162 4322 00 | 6 | LT 20 | |
| 3020 | 0147 1247 03 | 2 | Hexagon bolt | |
| 3025 | 0301 2321 00 | 4 | Washer | |
| 3030 | 0266 2108 00 | 4 | Nut | |
| 3035 | 0686 9106 00 | 6 | Protecting plug | |
| 4005 | | AR | Seal | |
| | 1619 2665 00 | | LT 5 | |
| | 1619 2665 00 | | LT 7 | |
| | 1619 2665 00 | | LT 10 | |
| | 1619 2758 00 | | LT 15 | |
| | 1619 2758 00 | | LT 20 | |
| 5005 | | 2 | House mark | |
| | 0690 1116 01 | | LT 5 | |
| | 0690 1116 01 | | LT 7 | |
| | 0690 1116 01 | | LT 10 | |
| | 0690 1125 01 | | LT 15 | |
| | 0690 1125 01 | | LT 20 | |
| 5010 | 1079 9920 93 | 1 | Label | |
| 6020 | 0574 8097 16 | 1 | FlexibLT pipe | |
| 6030 | 1503 1217 00 | 1 | Cap | |
| 6035 | | 1 | Elbow | |
| | 0560 0200 53 | | LT 5 | |
| | 0560 0200 53 | | LT 7 | |
| | 0560 0200 53 | | LT 10 | |
| | 1503 2565 04 | | LT 15 | |
| | 1503 2565 04 | | LT 20 | |

42

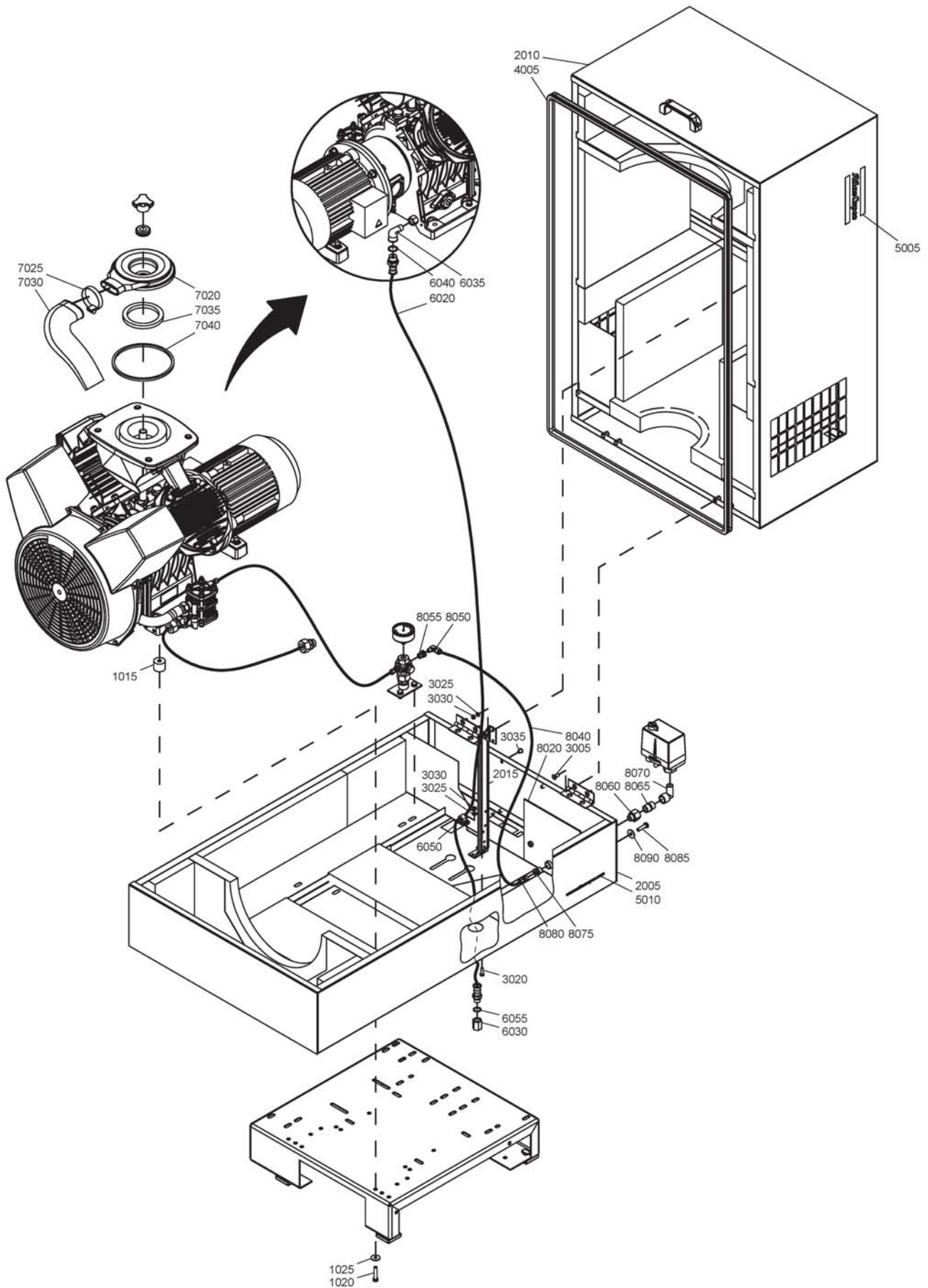


Standard option - Silencing hood - Air receiver - 250/475 Litres - LT 5, LT 7, LT 10, LT 15, LT 20

42

| Ref. | Part number | Qty | Name | Remarks |
|------|---|-----|--------------|---------|
| 6040 | | 1 | Gasket | |
| | 0653 1124 00 | | LT 5 | |
| | 0653 1124 00 | | LT 7 | |
| | 0653 1124 00 | | LT 10 | |
| | 0661 1033 00 | | LT 15 | |
| | 0661 1033 00 | | LT 20 | |
| 6050 | 0346 1000 08 | 1 | Pipe clamp | |
| 6055 | 0653 9078 00 | 1 | Gasket | |
| 7020 | | 1 | Cover | |
| | 1612 4067 00 | | LT 5 | |
| | 1612 4067 00 | | LT 7 | |
| | 1612 4067 00 | | LT 10 | |
| | 1612 4070 00 | | LT 15 | |
| | 1612 4070 00 | | LT 20 | |
| 7025 | | | Hose clip | |
| | 0347 6113 00 | 1 | LT 5 | |
| | 0347 6113 00 | 1 | LT 7 | |
| | 0347 6113 00 | 1 | LT 10 | |
| | 0347 6100 04 | 2 | LT 15 | |
| | 0347 6100 04 | 2 | LT 20 | |
| 7030 | | 1 | Suction pipe | |
| | 1503 3007 00 | | LT 5 | |
| | 1503 3008 00 | | LT 7 | |
| | 1503 3008 00 | | LT 10 | |
| | 1612 4127 00 | | LT 15 | |
| | 1612 4127 00 | | LT 20 | |
| 7035 | 1619 5562 00 | AR | Seal | |
| 7040 | 1619 7252 02 | AR | Kit joint | |
| 1-2) | Lined with: | | | |
| | 1) Foam: 0395 6006 67 (AR) 30 x 2040 x 1650 - self-adhesive | | | |
| | 2) Foam: 0395 6006 69 (AR) 50 x 2040 x 1650 - self-adhesive | | | |

43

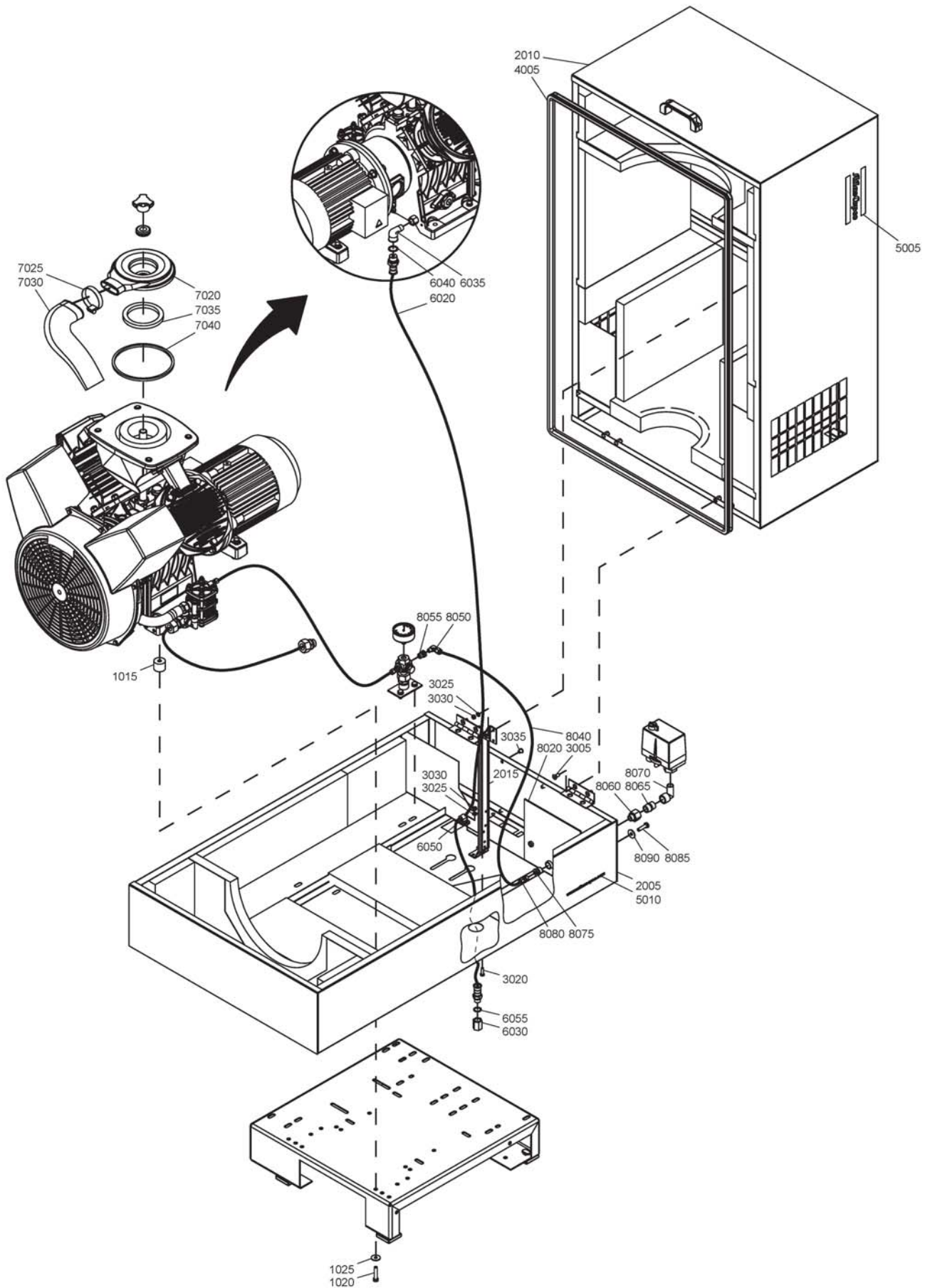


Standard option - Silencing hood - Base mounted - DOL starter - LT 2, LT 3, LT 5, LT 7, LT 10

43

| Ref. | Part number | Qty | Name | Remarks |
|------|--------------|-----|-----------------|---------|
| 1015 | | 4 | Spacer | |
| | 1503 3031 00 | | LT 7 | |
| | 1503 3031 00 | | LT 10 | |
| 1020 | | 4 | Hexagon bolt | |
| | 0147 1960 44 | | LT 7 | |
| | 0147 1960 44 | | LT 10 | |
| 1025 | | 4 | Washer | |
| | 0300 8019 00 | | LT 7 | |
| | 0300 8019 00 | | LT 10 | |
| 2005 | | 1 | Hood bottom | 1)2) |
| | 1503 2980 00 | | LT 2 | |
| | 1503 2980 00 | | LT 3 | |
| | 1503 2980 00 | | LT 5 | |
| | 1503 2992 00 | | LT 7 | |
| | 1503 2992 00 | | LT 10 | |
| 2010 | | 1 | Hood top | 1)2) |
| | 1503 2982 00 | | LT 2 | |
| | 1503 2982 00 | | LT 3 | |
| | 1503 2982 00 | | LT 5 | |
| | 1503 2994 00 | | LT 7 | |
| | 1503 2994 00 | | LT 10 | |
| 2015 | 0351 1000 02 | 1 | Stay | |
| 3005 | 0162 4322 00 | 4 | Screw | |
| 3020 | 0147 1247 03 | 2 | Hexagon bolt | |
| 3025 | 0301 2321 00 | 4 | Washer | |
| 3030 | 0266 2108 00 | 4 | Nut | |
| 3035 | 0686 9106 00 | 6 | Protecting plug | |
| 4005 | 1619 2665 00 | AR | Seal | |
| 5005 | 0690 1116 01 | 2 | House mark | |
| 5010 | 1079 9920 93 | 1 | Label | |
| 6020 | 0574 8097 16 | 1 | Flexible pipe | |
| 6030 | 1503 1217 00 | 1 | Cap | |
| 6035 | 0560 0200 53 | 1 | Elbow | |
| 6040 | 0653 1124 00 | 1 | Gasket | |
| 6050 | 0346 1000 08 | 1 | Pipe clamp | |
| 6055 | 0653 9078 00 | 1 | Gasket | |
| 7020 | 1612 4067 00 | 1 | Cover | |
| 7025 | 0347 6113 00 | 1 | Hose clip | |
| 7030 | | 1 | Suction pipe | |
| | 1503 3007 00 | | LT 2 | |
| | 1503 3007 00 | | LT 3 | |
| | 1503 3007 00 | | LT 5 | |
| | 1503 3008 00 | | LT 7 | |
| | 1503 3008 00 | | LT 10 | |
| 7035 | 1619 5562 00 | AR | Seal | |
| 7040 | 1619 7252 02 | AR | Kit joint | |
| 8020 | 1503 3038 00 | 1 | Support | |
| 8040 | 0070 6002 01 | AR | Flex.tube | |
| 8050 | 0580 2202 00 | 1 | Elbow coupling | |
| 8055 | 1503 2964 00 | 1 | Bushing | |
| 8060 | 0605 8350 82 | 1 | Fitting | |
| 8065 | 1503 2564 04 | 1 | Nipple | |
| 8070 | 1503 2565 04 | 1 | Elbow | |

43



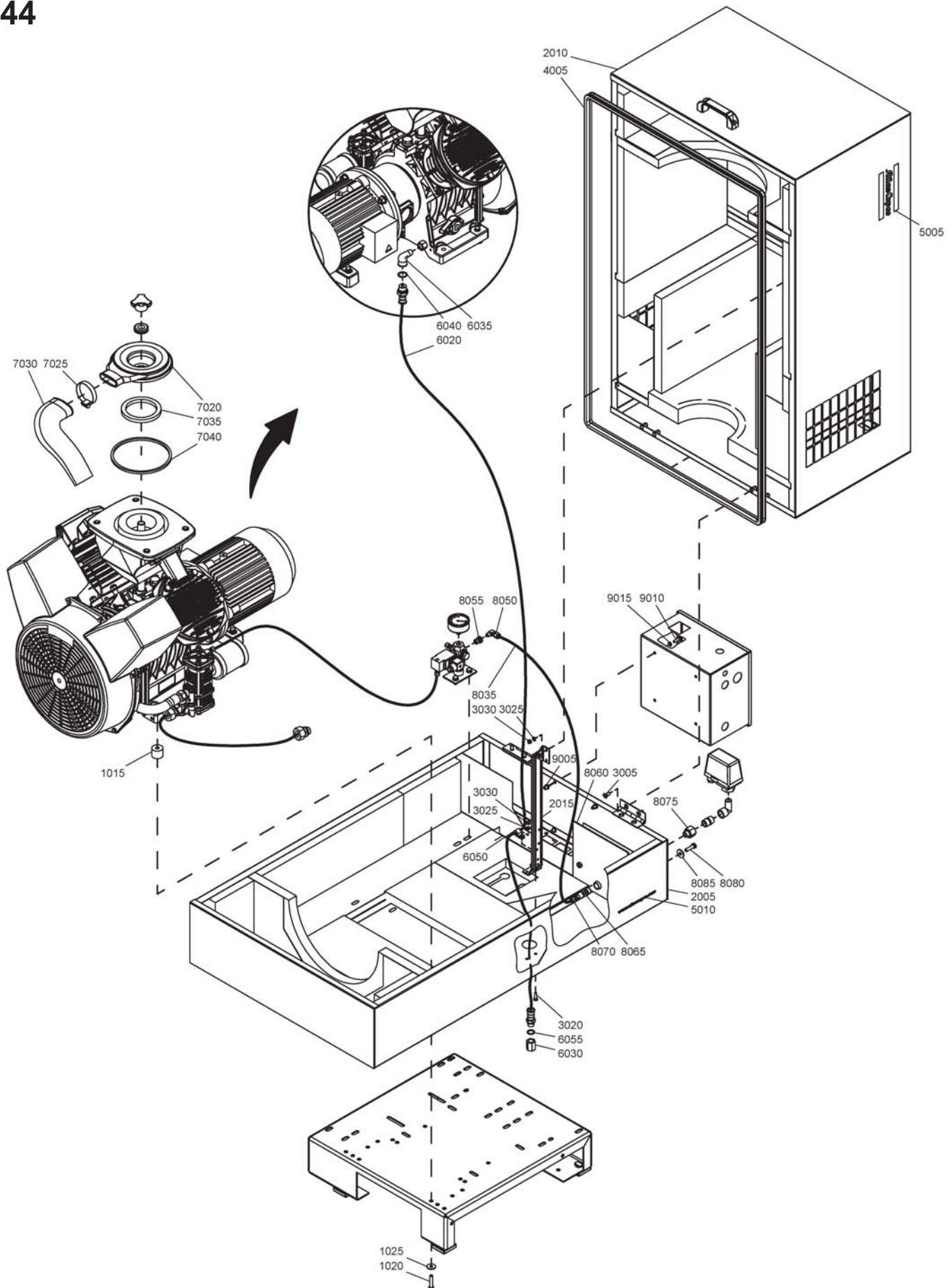
9820 2304 51-01ed07.01

Standard option - Silencing hood - Base mounted -
DOL starter - LT 2, LT 3, LT 5, LT 7, LT 10

43

| Ref. | Part number | Qty | Name | Remarks |
|------|---|-----|---------------|---------|
| 8075 | 0605 8502 03 | 1 | Bushing | |
| 8080 | 0581 0000 77 | 1 | Pipe coupling | |
| 8085 | 0147 1326 03 | 2 | Hexagon bolt | |
| 8090 | 0300 8019 00 | 2 | Washer | |
| 1-2) | Lined with: | | | |
| | 1) Foam: 0395 6006 67 (AR) 30 x 2040 x 1650 - self-adhesive | | | |
| | 2) Foam: 0395 6006 69 (AR) 50 x 2040 x 1650 - self-adhesive | | | |

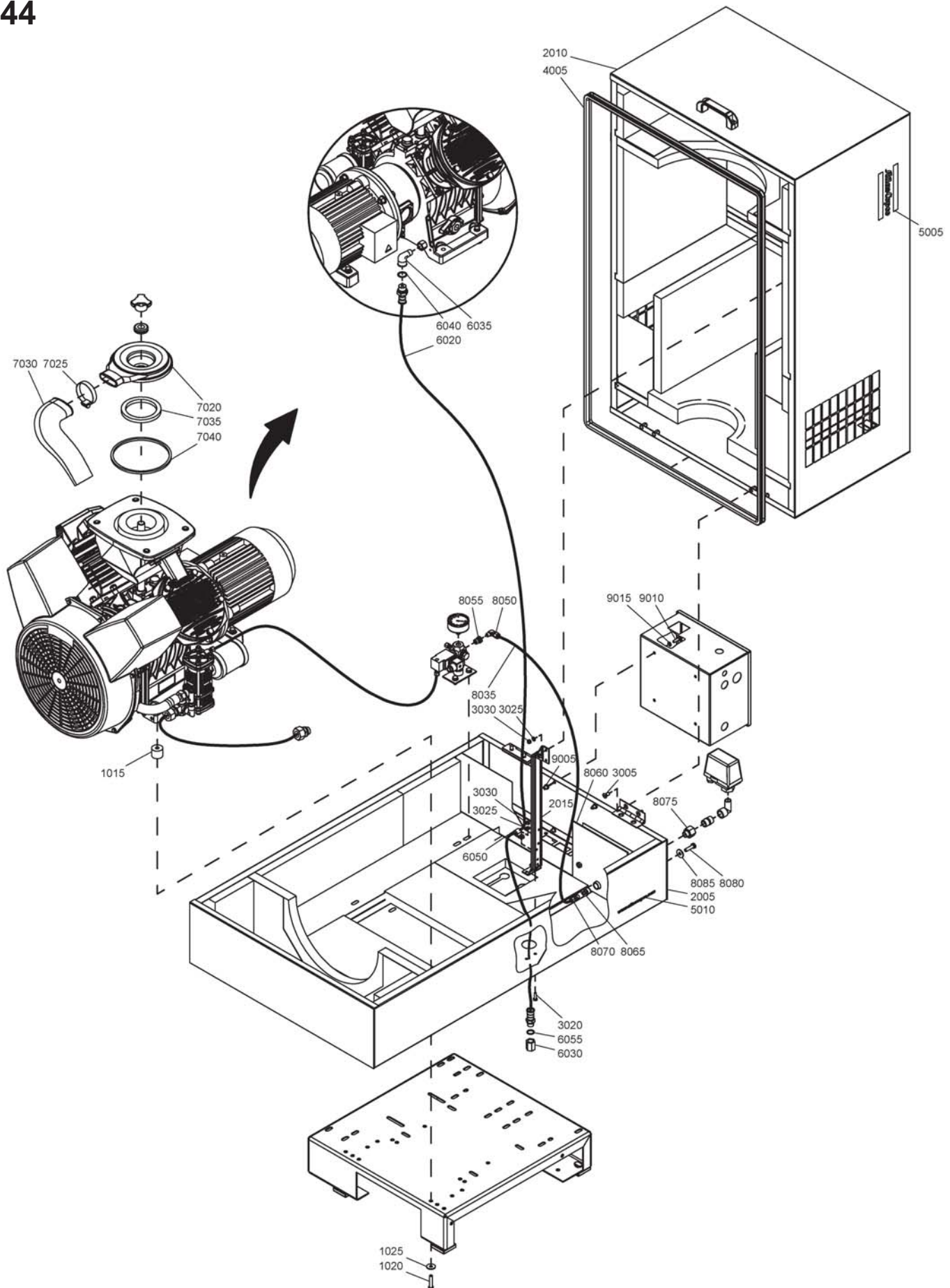
44



Standard option - Silencing hood - Base mounted - **44**
Star/ Delta starter - LT 5, LT 7, LT 10, LT 15, LT 20

| Ref. | Part number | Qty | Name | Remarks |
|------|--------------|-----|---------------|---------|
| 1015 | | 4 | Spacer | |
| | 1503 3031 00 | | LT 7 | |
| | 1503 3031 00 | | LT 10 | |
| 1020 | | 4 | Hexagon bolt | |
| | 0147 1960 44 | | LT 7 | |
| | 0147 1960 44 | | LT 10 | |
| 1025 | | 4 | Washer | |
| | 0300 8019 00 | | LT 7 | |
| | 0300 8019 00 | | LT 10 | |
| 2005 | | 1 | Hood bottom | 1)2) |
| | 1503 2980 00 | | LT 5 | |
| | 1503 2992 00 | | LT 7 | |
| | 1503 2992 00 | | LT 10 | |
| | 1503 2797 00 | | LT 15 | |
| | 1503 2797 00 | | LT 20 | |
| 2010 | | 1 | Hood top | 1)2) |
| | 1503 2982 00 | | LT 5 | |
| | 1503 2994 00 | | LT 7 | |
| | 1503 2994 00 | | LT 10 | |
| | 1503 2796 00 | | LT 15 | |
| | 1503 2796 00 | | LT 20 | |
| 2015 | 0351 1000 02 | 1 | Stay | |
| 3005 | | | Screw | |
| | 0162 4322 00 | 4 | LT 5 | |
| | 0162 4322 00 | 4 | LT 7 | |
| | 0162 4322 00 | 4 | LT 10 | |
| | 0162 4322 00 | 6 | LT 15 | |
| 3020 | 0147 1247 03 | 2 | Hexagon bolt | |
| 3025 | 0301 2321 00 | 4 | Washer | |
| 3030 | 0266 2108 00 | 4 | Nut | |
| 4005 | | AR | Seal | |
| | 1619 2665 00 | | LT 5 | |
| | 1619 2665 00 | | LT 7 | |
| | 1619 2665 00 | | LT 10 | |
| | 1619 2758 00 | | LT 15 | |
| | 1619 2758 00 | | LT 20 | |
| 5005 | | 2 | House mark | |
| | 0690 1116 01 | | LT 5 | |
| | 0690 1116 01 | | LT 7 | |
| | 0690 1116 01 | | LT 10 | |
| | 0690 1125 01 | | LT 15 | |
| | 0690 1125 01 | | LT 20 | |
| 5010 | 1079 9920 93 | 1 | Label | |
| 6020 | 0574 8097 16 | 1 | Flexible pipe | |
| 6030 | 1503 1217 00 | 1 | Cap | |
| 6035 | | 1 | Elbow | |
| | 0560 0200 53 | | LT 5 | |
| | 0560 0200 53 | | LT 7 | |
| | 0560 0200 53 | | LT 10 | |
| | 1503 2565 04 | | LT 15 | |
| | 1503 2565 04 | | LT 20 | |
| 6040 | | 1 | Gasket | |
| | 0653 1124 00 | | LT 5 | |

44



Standard option - Silencing hood - Base mounted -
Star/ Delta starter - LT 5, LT 7, LT 10, LT 15, LT 20

44


| Ref. | Part number | Qty | Name | Remarks |
|------|--------------|-----|----------------|---------|
| | 0653 1124 00 | | LT 7 | |
| | 0653 1124 00 | | LT 10 | |
| | 0661 1033 00 | | LT 15 | |
| | 0661 1033 00 | | LT 20 | |
| 6050 | 0346 1000 08 | 1 | Pipe clamp | |
| 6055 | 0653 9078 00 | 1 | Gasket | |
| 020 | | 1 | Cover | |
| | 1612 4067 00 | | LT 5 | |
| | 1612 4067 00 | | LT 7 | |
| | 1612 4067 00 | | LT 10 | |
| | 1612 4070 00 | | LT 15 | |
| | 1612 4070 00 | | LT 20 | |
| 7025 | | | Hose clip | |
| | 0347 6113 00 | 1 | LT 5 | |
| | 0347 6113 00 | 1 | LT 7 | |
| | 0347 6113 00 | 1 | LT 10 | |
| | 0347 6100 04 | 2 | LT 15 | |
| | 0347 6100 04 | 2 | LT 20 | |
| 7030 | | 1 | Suction pipe | |
| | 1503 3007 00 | | LT 5 | |
| | 1503 3008 00 | | LT 7 | |
| | 1503 3008 00 | | LT 10 | |
| | 1612 4127 00 | | LT 15 | |
| | 1612 4127 00 | | LT 20 | |
| 7035 | 1619 5562 00 | AR | Seal | |
| 7040 | 1619 7252 02 | AR | Kit joint | |
| 8035 | 0070 6002 01 | AR | Flex.tube | |
| 8050 | 0580 2202 00 | 1 | Elbow coupling | |
| 8055 | 1503 2964 00 | 1 | Bushing | |
| 8060 | 1503 3038 00 | 1 | Support | |
| 8065 | 0605 8502 03 | 1 | Bushing | |
| 8070 | 0581 0000 77 | 1 | Pipe coupling | |
| 8075 | 0605 8350 82 | 1 | Fitting | |
| 8080 | 0147 1326 03 | 2 | Hexagon bolt | |
| 8085 | 0300 8019 00 | 2 | Washer | |
| 9005 | 0129 3270 06 | 4 | Rivet nut | |
| 9010 | 0147 1247 03 | 4 | Hexagon bolt | |
| 9015 | 0301 2321 00 | 4 | Washer | |

1-2)

Lined with:

1) Foam: 0395 6006 67 (AR) 30 x 2040 x 1650 - self-adhesive

2) Foam: 0395 6006 69 (AR) 50 x 2040 x 1650 - self-adhesive



In order to be First in Mind —First in Choice[®] for all your quality compressed air needs, Atlas Copco delivers the products and services that help to increase your business' efficiency and profitability.

Atlas Copco's pursuit of innovation never ceases, driven by our need for reliability and efficiency. Always working with you, we are committed to providing you the customized quality air solution that is the driving force behind your business.

